**NOTICE OF MEETING**
**HARRIS COUNTY IMPROVEMENT DISTRICT NO. 3**

TO: THE BOARD OF DIRECTORS OF HARRIS COUNTY IMPROVEMENT DISTRICT NO. 3, AND TO ALL OTHER INTERESTED PERSONS:

Notice is hereby given that the Board of Directors of Harris County Improvement District No. 3 will hold a **REGULAR MEETING**, open to the public, on **TUESDAY, JUNE 17, 2025,** at **9:00 a.m.,** at 3120 Southwest Freeway, Houston, Texas 77098**,** within the boundaries of the District**.**

At the meeting the following items will be considered and acted on:

1. **Approve minutes of April 15, 2025, meeting;**
2. **Receive comments or questions from the public;**
3. **Receive security and patrol services report;**
4. **Director matters:**
   a) Ratify appointment of Director Webster;
   b) Ratify approval of Sworn Statement, Bond, and Oath of Director Webster;
5. **Receive report on federal/state/local funding development and management** [The Goodman Corporation ("TGC")];
6. **Receive property tax advisor report:**
   a) Receive general report;
   b) Authorize appropriate action;
7. **Project design, acquisition, and construction:**
   a) **Shepherd Drive Improvements** [T-1914]:
      i) Update on UKRA construction progress;
   b) **West Alabama Street Improvements** [T-1920]:
      i) Update on design progress;
   c) **Kirby Drive Improvements (US 59 to Bissonnet)** [T-1926]:
      i) Update on planning progress;
   d) **Buffalo Speedway Improvements (US 59 to Westheimer)** [T-1918]:
      i) Update on planning progress;
   e) Authorize appropriate action;
8. **Facilities and grounds maintenance:**
   a) Receive general report;
   b) Approve Agreement for Custom Holiday Décor and Lighting [Always in Season Decorating Services, Inc.];
   c) Authorize appropriate action;
9. **Financial and administrative matters:**
   a) Receive bookkeeping report, and authorize payment of invoices;
   b) Authorize other appropriate action;
10. **Consider adjournment.**

***The Board will conduct an in-person meeting at its physical meeting location with a quorum of the Board present; provided that some Board members may participate by videoconference as provided in Section 551.127, Government Code.**

(SEAL)

Executive Director for the District

Electronic copies of the meeting materials are available at https://www.upperkirby.org at such time as the meeting occurs or by contacting Audrey Lyons at alyons@sklaw.us.

**TO ATTEND VIA VIDEO:**

Link: https://us02web.zoom.us/j/88295791311?pwd=YQ2d4a3lDEWsLXNGVkDPZJfhhkZguB.1
Meeting ID: 882 9579 1311
Passcode: 338088

**TO ATTEND VIA AUDIO ONLY:**

Dial: 1-346-248-7799
Meeting ID: 882 9579 1311
Passcode: 338088

MINUTES OF REGULAR MEETING
OF
HARRIS COUNTY IMPROVEMENT DISTRICT NO. 3

April 15, 2025

THE STATE OF TEXAS §
§
COUNTY OF HARRIS §

The Board of Directors (the "Board") of Harris County Improvement District No. 3 (the "District") met in regular session, open to the public, on the 15th day of April, 2025, at the regular meeting place, inside the boundaries of the District, and the roll was called of the duly constituted officers and members of the Board, to-wit:

| | |
|---|---|
| Patricia Ann Chesnick | President |
| Cort King | Vice President |
| Andrew Rice | Secretary/Treasurer |
| Chris Gibbs | Director |
| Albert P. Keller | Director |

and all of the said persons were present, except Directors Chesnick and Keller.

Also attending all or portions of the meeting were Travis Younkin, Sharon Haynie, and Lee Cisneros of the District; Captain Paul Martinez of Houston Metro Coordinators ("HMC"); Lita Lemus of Utility Tax Service, LLC; Melissa Morton of The Morton Accounting Services; Kristen Hennings of Quiddity-1, Inc.; Rajesh Tanwani of Ardurra Group, LLC; Jim Webb of The Goodman Corporation ("TGC"); Ahmad Abbasi of Syndica; Barrett Webster; and P. John Kuhl, Jr., and Audrey Lyons of Sanford Kuhl Hagan Kugle Parker Kahn LLP ("SKLaw").

Vice President King noted that a quorum of Board members was present and called the meeting to order.

**APPROVE MINUTES**

The Board considered approving the minutes of the February 18, 2025, meeting. Upon motion by Director Rice, seconded by Director Gibbs, and after full discussion, the Board voted unanimously to approve the minutes, and to authorize execution by the Secretary, and if necessary, to authorize the use of facsimile, electronic, or other appropriate signatures.

**DIRECTOR MATTERS**

Appoint Director

The next item of business was to appoint a new Director. Mr. Younkin reminded the Board of Director Keller's requested resignation and the willingness of Mr. Webster to serve in his place. Upon motion by Director Gibbs, seconded by Director Rice, and after full discussion, the Board voted unanimously to: 1) accept the resignation of Directo Keller as requested; and 2) appoint Barrett Webster to Position Four of the Board of Directors, replacing Mr. Keller.

Approve Sworn Statement and Oath of new Director

Mr. Kuhl then reviewed with the Board an Oath of Office and Sworn Statement for Mr. Webster provided in accordance with the provisions of Section 49.055 of the Texas Water Code.

Upon motion by Director Gibbs seconded by Director King, and after full discussion, the Board voted unanimously to accept the said Sworn Statement and Oath, and to authorize that each be filed in the

District's official records, and that such Oath also be filed with the Secretary of State of the State of Texas. The Board then confirmed the following slate of members and officer positions:

| | |
|---|---|
| Patricia Ann Chesnick | President |
| Cort King | Vice President |
| Andrew Rice | Secretary/Treasurer |
| Chris Gibbs | Director |
| Barrett Webster | Director |

Mr. Webster then joined the meeting in his capacity as a Director.

The Board again expressed commendation and gratitude for the many years of extraordinary service and dedication by Mr. Keller as an officer and member of the Board.

**RECEIVE COMMENTS OR QUESTIONS FROM THE PUBLIC**

The next item on the agenda was to receive comments or questions from the public. There were no comments or questions from the public.

**RECEIVE SECURITY AND PATROL SERVICES REPORT**

Captain Martinez reviewed patrol service activity and statistics reports for the months of February and March, noting a 5% decrease in overall crime in March. He discussed ongoing issues with public nuisance reports, and reviewed an initiative to reduce the unhoused population in the area. He advised that the area within the District continues to be one of the safest when compared to adjacent areas.

The Board took the security and patrol services report under advisement.

Captain Martinez then exited the meeting.

**REVIEW REPORT ON FEDERAL/STATE/LOCAL FUNDING DEVELOPMENT AND MANAGEMENT**

Mr. Webb reviewed grant activity, advising that a $7.4 million H-GAC grant for the Alabama project has been procured. He noted that funding will involve an FTA transfer, and will be available in the next 2 to 3 months.

Mr. Webb then reviewed grant procurement efforts for the reconstruction of Kirby Drive south of US-59, and reconstruction of Buffalo Speedway north of US-59. He advised that TGC continues reviewing possible H-GAC funding and congressionally directed funding.

Mr. Webb then reviewed the grant execution process and project directives from the new Administration. He advised that traditional infrastructure and roadway projects appear to be within those directives.

The Board took Mr. Webb's report under advisement.

**RECEIVE PROPERTY TAX ADVISOR REPORT**

The Board then received the Property Tax Advisor Report.

Receive general report

Ms. Lemus reviewed the Property Tax Advisor's report, advising that approximately 98.23% of the 2024 taxes have been collected to date. She also reviewed a historical recap of property valuations and prior taxes levied.

The Board took the property tax advisor report under advisement.

DRAFT

## PROJECTS REPORT

Mr. Cisneros reviewed the general project status report.

Shepherd Drive Streetscape/Landscape Improvements

Mr. Cisneros advised that project punchlist items continue to be addressed, including curb and street sign damages. He stated that wooden pole removal is ongoing, along with related finish-out for affected sidewalks. He noted that landscaping has recovered well from the recent freeze. He stated that CPT streetlights have been installed, but are not yet energized, noting that pedestrian lights are operational. He stated that the project should be finalized in the coming weeks.

West Alabama

Mr. Cisneros reviewed City requirements for lane and sidewalk width, and how plans have been adjusted to accommodate these requirements without losing consistency throughout the corridor. He discussed coordination with St. John's School on access to its remote facilities, advising that a street crossing 'hot' signal is under consideration. He also discussed coordination efforts with other affected landowners and businesses.

Mr. Cisneros then reviewed possible Phase 1 construction timeframes. He stated that bidding would likely take place in the summer, with possible construction beginning in August. He reminded the Board that Phase 1 will consist of improvements from Kirby to Buffalo Speedway.

Other Projects

Mr. Cisneros advised that reconstruction of Kirby Drive south of US-59, and reconstruction of Buffalo Speedway north of US-59 are progressing in the pre-engineering phases with Ardurra, and that preliminary reports are anticipated to be complete in the next month or so. He advised that project scope, along with traffic findings, are under review.

The Board took the projects report under advisement.

## FACILITIES AND GROUNDS MAINTENANCE REPORT

Receive General Report

Mr. Younkin next updated the Board on facilities and grounds maintenance matters for February and March. He advised that there was little activity out of the ordinary, aside from an uptick in streetscape work, primarily at intersections. He discussed activity related to encampment clean-up. He also reviewed ongoing paver repair issues.

Mr. Younkin discussed ongoing efforts in pursuing FEMA funding for storm-related damages to facilities and landscaping, noting assistance from TGC. He also reviewed use of the District's Edloe storage facilities.

The Board took the facilities and grounds maintenance report under advisement.

## FINANCIAL MATTERS

Receive Bookkeeping Report

The Board next received the Bookkeeping Report. Mr. Younkin reviewed with the Board the bookkeeping reports for February and March, including the quarterly investment reports.

Upon motion by Director King, seconded by Director Rice, and after full discussion, the Board voted unanimously to approve the bookkeeping reports, and payment of bills.

DRAFT

**CONSIDER ADJOURNMENT**

The next item on the agenda was to consider adjournment.

There being no further business to come before the Board, the meeting was adjourned.

_____
Secretary, Board of Directors

(SEAL)

DRAFT

# Upper Kirby District Reported Criminal Incidents

## Prior Month Comparison (May 2025)

| | April-25 | May-25 | Plus / Minus | Increase / Decrease |
|---|---|---|---|---|
| Homicides | 0 | 0 | 0% | No Change |
| Sexual Assault | 2 | 0 | 0% | No Change |
| Robbery (Comm/Person) | 2 | 2 | 0% | No Change |
| Aggravated Assault / Assaults | 19 | 15 | -27% | Decrease |
| Burglaries (Comm / Resident) | 11 | 10 | -10% | Decrease |
| Thefts | 37 | 34 | -9% | Decrease |
| Burglary Motor Vehicle | 82 | 46 | -78% | Decrease |
| Auto Theft | 6 | 2 | -200% | Decrease |
| **Totals:** | 159 | 109 | -46% | Decrease |

NOTE: Part 1 reported criminal incidents for May 2025 demonstrate a significant **decrease** of approximately 46% or 109 reported incidents within the Upper Kirby Management District. The UK Patrol Team continues to enforce all trespassing, panhandling, and roadway violations to address the homeless concern. There continues to be reported issues of new individuals arriving in the District, which may contribute to area law enforcement dropping subjects off in and or around the District.

### Summary:

**Robberies: 5/5/25: 2700 Newman (Home) | 5/13/25: 5300 Kirby Dr. (Bus Stop)**

**Aggravated & Simple Assaults: Trill Burgers (2) - Parking Lot**

**Burglaries: Twin Peaks | 2600 Colquitt (Art Gallery) | Camden Apts x 1 | Trill Burgers**

**Vehicle Burglaries: Kirby IceHouse x 3 | House of Pies x 4 | Twin Peaks x 2 | Academy x 3 | Guad Resturant x 3**

**Vehicle Thefts: Camden Greenway Apts x 1 | Windsor West University Apt x 1**

| Date: | Event Type: | Locations | # of Events: |
|---|---|---|---|
| **Homicides** | | | |
| 5/1-31/25 | Homicide / Murder | No Reported Incidents | 0 |
| **Total Homicides:** | | | **0** |
| **Sexual Assaults** | | | |
| 5/1-31/25 | Sexual Assaults | No Reported Incidents | 0 |
| **Total Sexual Assaults:** | | | **0** |
| **Robberies** | | | |
| 5/5/2025 | Robbery | 2700 Newman - Apt Home | 1 |
| 5/13/2025 | Robbery | 5300 Kirby - Bus Stop | 1 |
| **Total Robberies:** | | | **2** |
| **Assaults / Aggravated Assaults** | | | |
| 5/1-31/25 | Assaults | Various UK Locations | 15 |
| **Total Assaults:** | | | **15** |
| **Burglaries (Residence / Commercial)** | | | |
| 5/1-31/25 | Burglaries | Various UK Locations | 10 |
| **Total Burglaries:** | | | **10** |
| **Thefts (Shoplifting, Theft from Person, Etc)** | | | |
| 5/1-31/25 | Thefts | Various UK Locations | 34 |
| **Total Thefts:** | | | **34** |
| **Burglary of Vehicles** | | | |
| 5/1-31/25 | Burglary Motor Vehicles | Various UK Locations | 46 |
| **Total Theft from Vehicle:** | | | **46** |
| **Motor Vehicle Thefts** | | | |
| 5/1-31/25 | Motor Vehicle Thefts | Various UK Locations | 2 |
| **Total Theft of Vehicles:** | | | **2** |

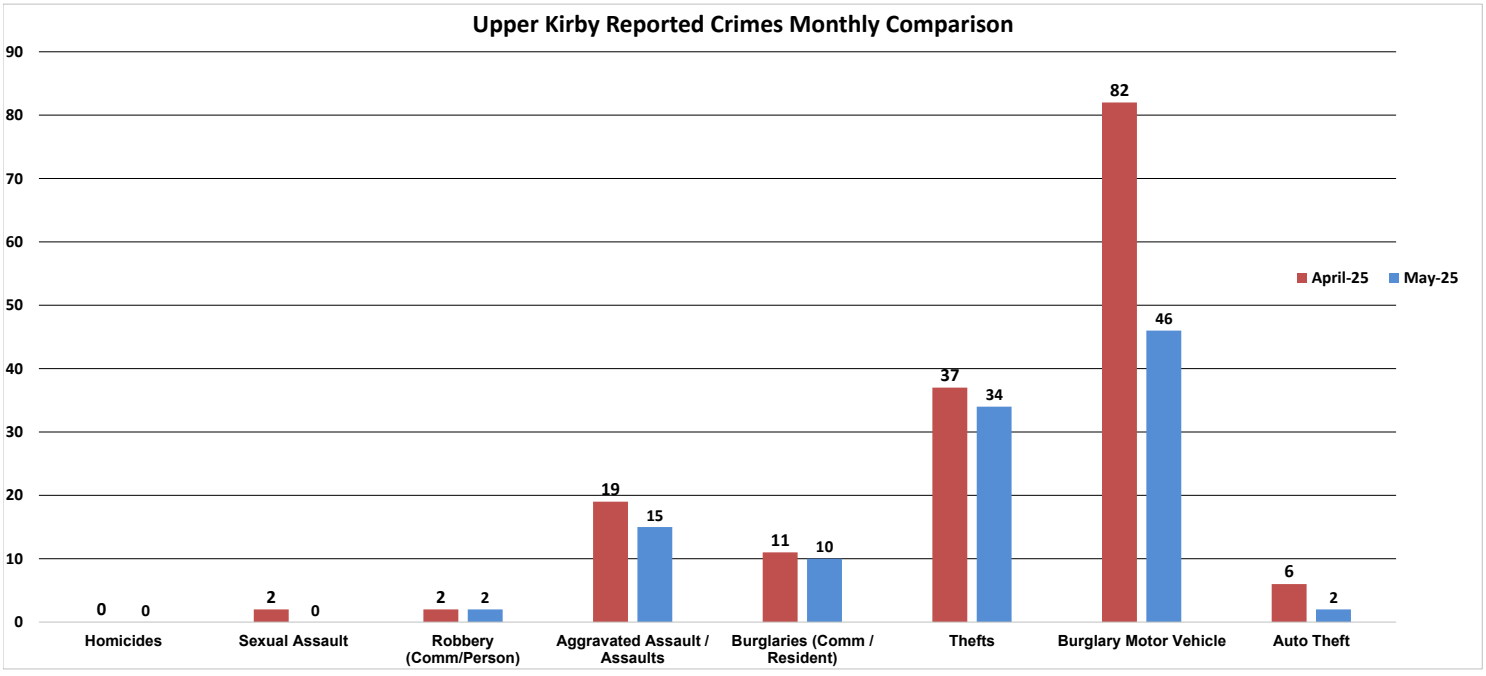

## Upper Kirby Management Part 1 Crimes - 2025 Summary

| | Jan. | Feb. | Mar. | Apr. | May | June | July | Aug. | Sept. | Oct. | Nov. | Dec. | YTD |
|---|---|---|---|---|---|---|---|---|---|---|---|---|---|
| **Homicides** | 0 | 0 | 0 | 0 | 0 | 0 | 0 | 0 | 0 | 0 | 0 | 0 | **0** |
| **Sexual Assaults** | 0 | 0 | 0 | 2 | 0 | 0 | 0 | 0 | 0 | 0 | 0 | 0 | **2** |
| **Robberies** | 4 | 1 | 2 | 2 | 2 | 0 | 0 | 0 | 0 | 0 | 0 | 0 | **11** |
| **Assaults** | 20 | 15 | 21 | 19 | 15 | 0 | 0 | 0 | 0 | 0 | 0 | 0 | **90** |
| **Burglaries** | 5 | 6 | 7 | 11 | 10 | 0 | 0 | 0 | 0 | 0 | 0 | 0 | **39** |
| **Thefts** | 27 | 33 | 18 | 37 | 34 | 0 | 0 | 0 | 0 | 0 | 0 | 0 | **149** |
| **Vehicle Burglaries** | 54 | 71 | 30 | 82 | 46 | 0 | 0 | 0 | 0 | 0 | 0 | 0 | **283** |
| **Auto Thefts** | 3 | 7 | 6 | 6 | 2 | 0 | 0 | 0 | 0 | 0 | 0 | 0 | **24** |

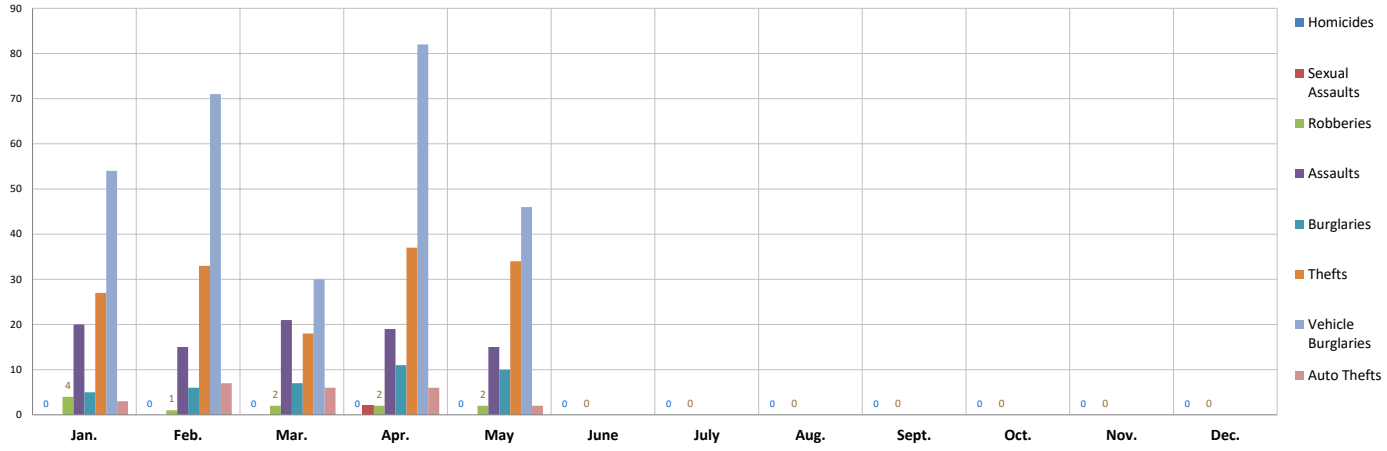


## Prior Year Crime Activity Comparison

## Upper Kirby Management Part 1 Crimes - 2024 Summary

| | Jan. | Feb. | Mar. | Apr. | May | June | July | Aug. | Sept. | Oct. | Nov. | Dec. | YTD |
|---|---|---|---|---|---|---|---|---|---|---|---|---|---|
| **Homicides** | 0 | 0 | 0 | 0 | 0 | 0 | 0 | 0 | 0 | 0 | 0 | 0 | **0** |
| **Sexual Assaults** | 1 | 0 | 0 | 1 | 0 | 1 | 1 | 1 | 0 | 0 | 0 | 1 | **6** |
| **Robberies** | 5 | 3 | 3 | 2 | 1 | 2 | 4 | 3 | 3 | 6 | 2 | 0 | **34** |
| **Assaults** | 12 | 9 | 17 | 13 | 22 | 24 | 5 | 18 | 25 | 26 | 19 | 15 | **205** |
| **Burglaries** | 21 | 8 | 6 | 14 | 11 | 5 | 14 | 9 | 8 | 4 | 4 | 8 | **112** |
| **Thefts** | 37 | 23 | 24 | 27 | 30 | 33 | 13 | 32 | 35 | 40 | 37 | 36 | **367** |
| **Burg. Vehicles** | 63 | 56 | 52 | 49 | 48 | 51 | 48 | 73 | 71 | 51 | 47 | 49 | **658** |
| **Auto Thefts** | 13 | 8 | 7 | 8 | 13 | 6 | 10 | 15 | 7 | 11 | 8 | 7 | **113** |

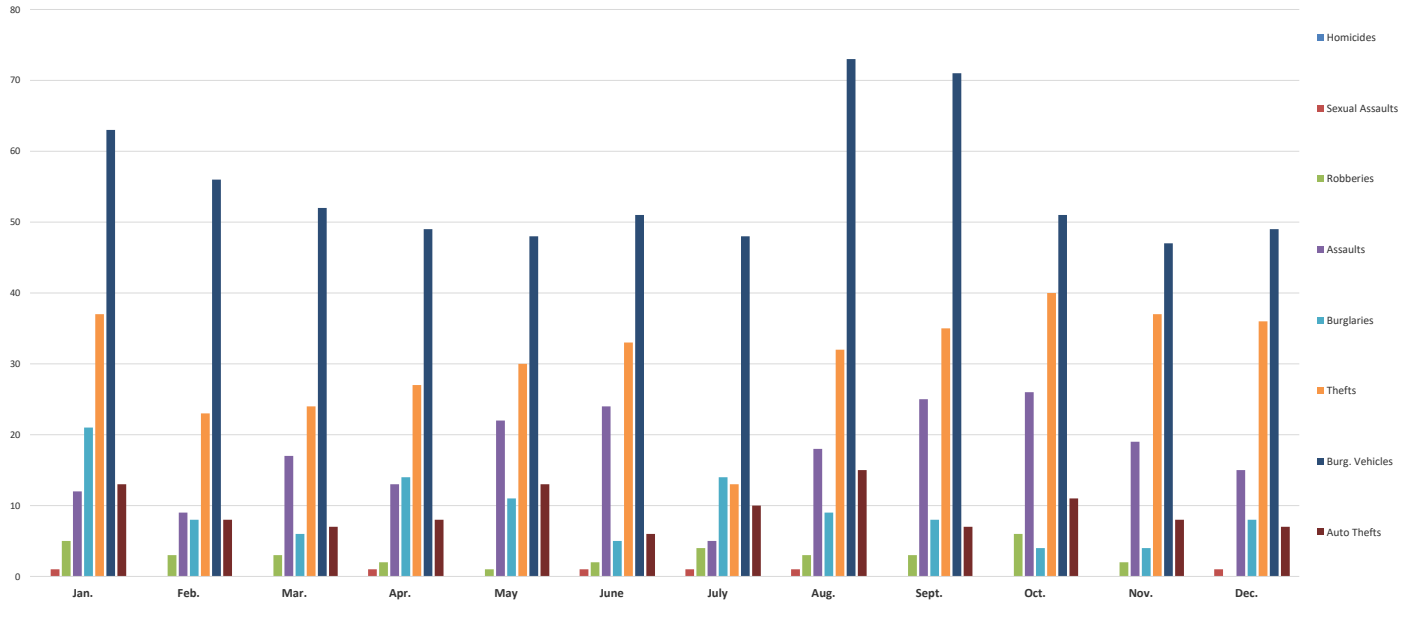

## Upper Kirby Management Patrol - 2025 Summary

| | Jan. | Feb. | Mar. | Apr. | May | June | July | Aug. | Sept. | Oct. | Nov. | Dec. | YTD |
|---|---|---|---|---|---|---|---|---|---|---|---|---|---|
| **Reports** | 19 | 28 | 35 | 39 | 23 | 0 | 0 | 0 | 0 | 0 | 0 | 0 | **144** |
| **Arrest** | 2 | 1 | 3 | 2 | 1 | 0 | 0 | 0 | 0 | 0 | 0 | 0 | **9** |
| **Calls Received** | 81 | 104 | 88 | 97 | 71 | 0 | 0 | 0 | 0 | 0 | 0 | 0 | **441** |

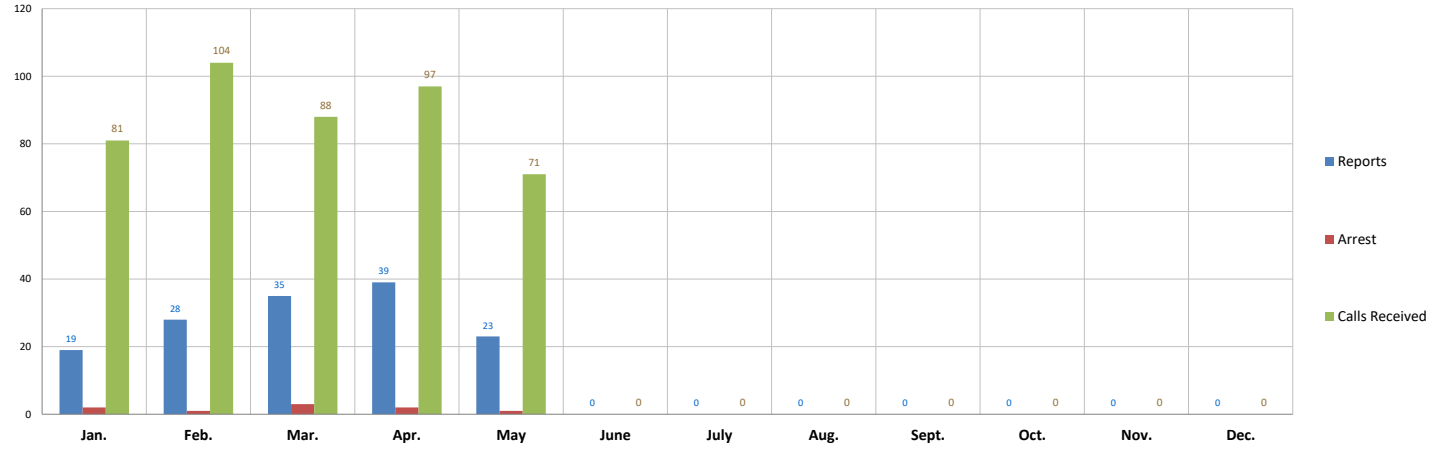


## Prior Year Activity Comparison

## Upper Kirby Management Patrol - 2024 Summary

| | Jan. | Feb. | Mar. | Apr. | May | June | July | Aug. | Sept. | Oct. | Nov. | Dec. | YTD |
|---|---|---|---|---|---|---|---|---|---|---|---|---|---|
| **Reports** | 24 | 31 | 29 | 22 | 38 | 41 | 27 | 54 | 67 | 58 | 75 | 89 | **555** |
| **Arrest** | 1 | 2 | 1 | 3 | 2 | 2 | 1 | 1 | 2 | 1 | 3 | 2 | **21** |
| **Calls Received** | 66 | 72 | 61 | 58 | 77 | 62 | 81 | 68 | 91 | 84 | 98 | 107 | **925** |

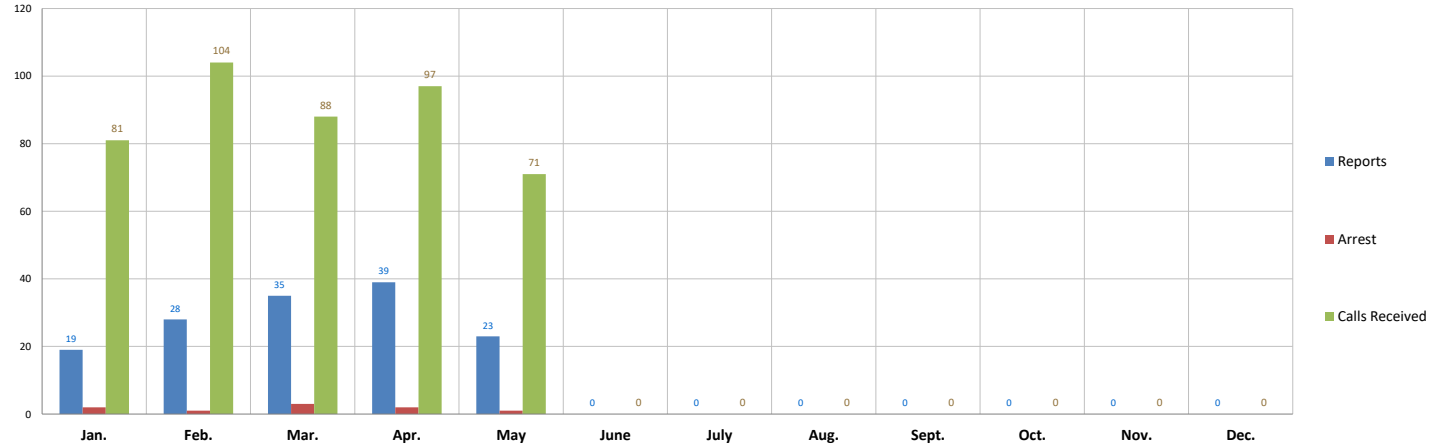

**Upper Kirby Crime Map: Homicides (0)**

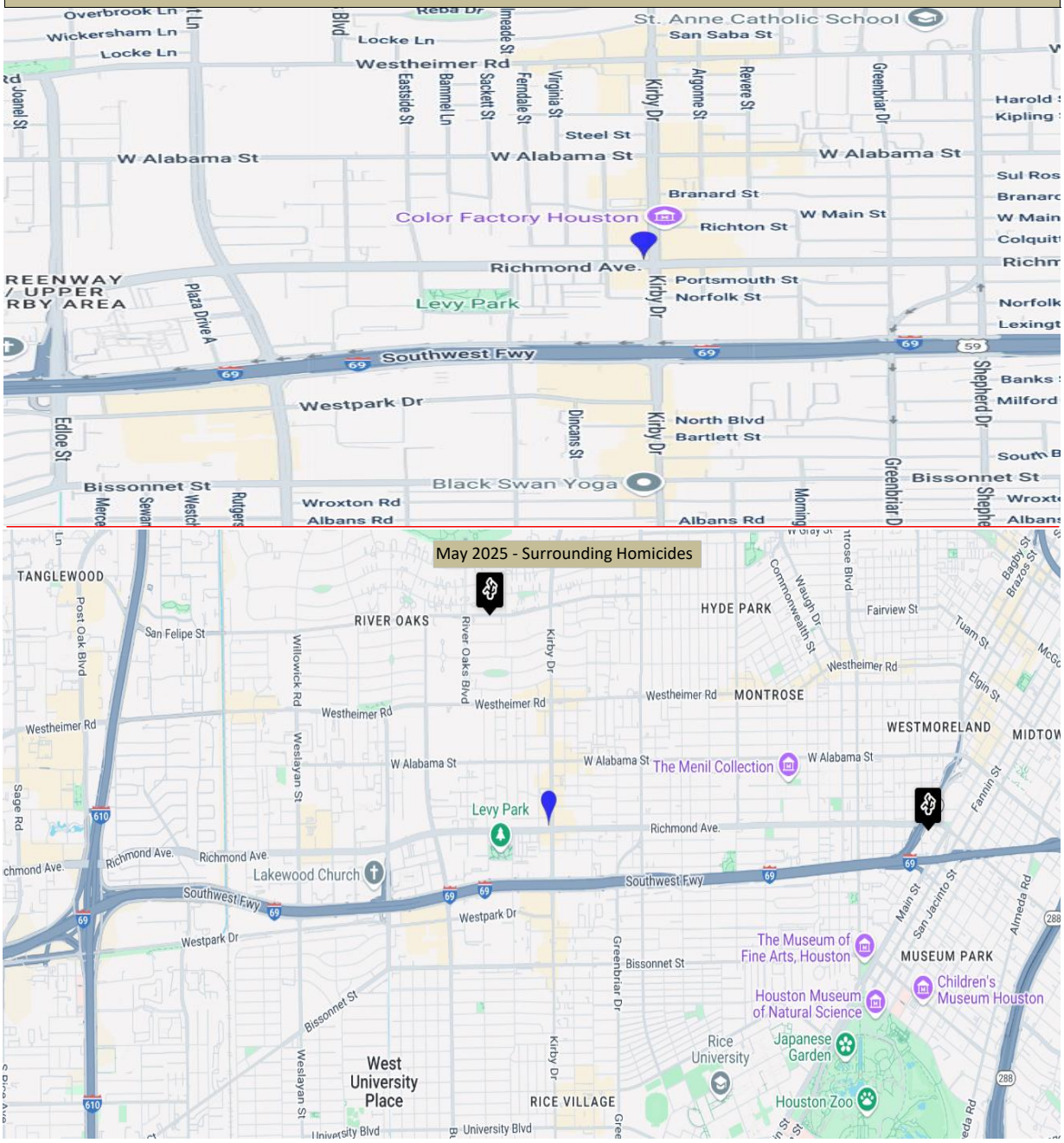

**Upper Kirby Crime Map: Sexual Assaults (0)**

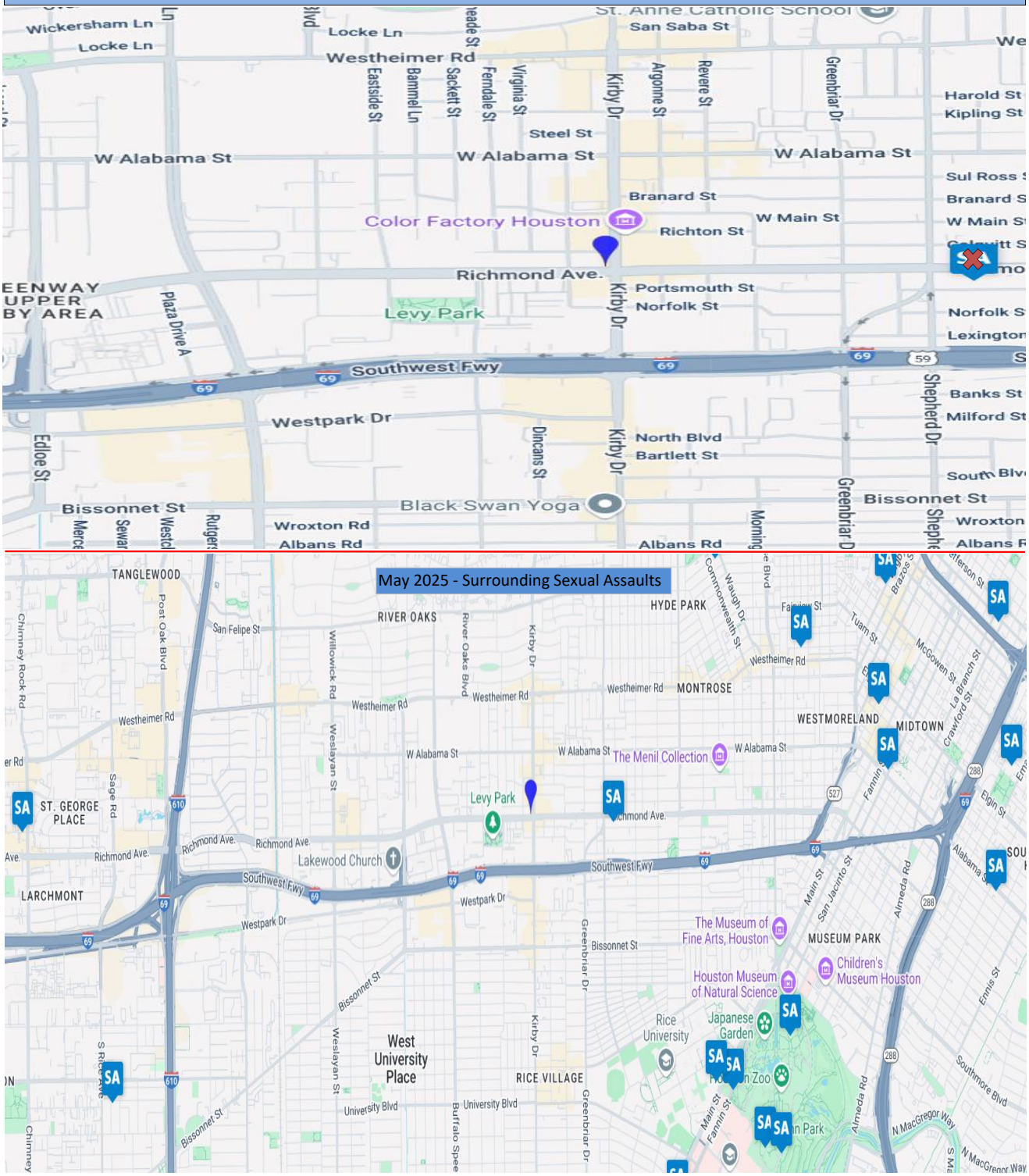

## Upper Kirby Crime Map: Robberies (2)

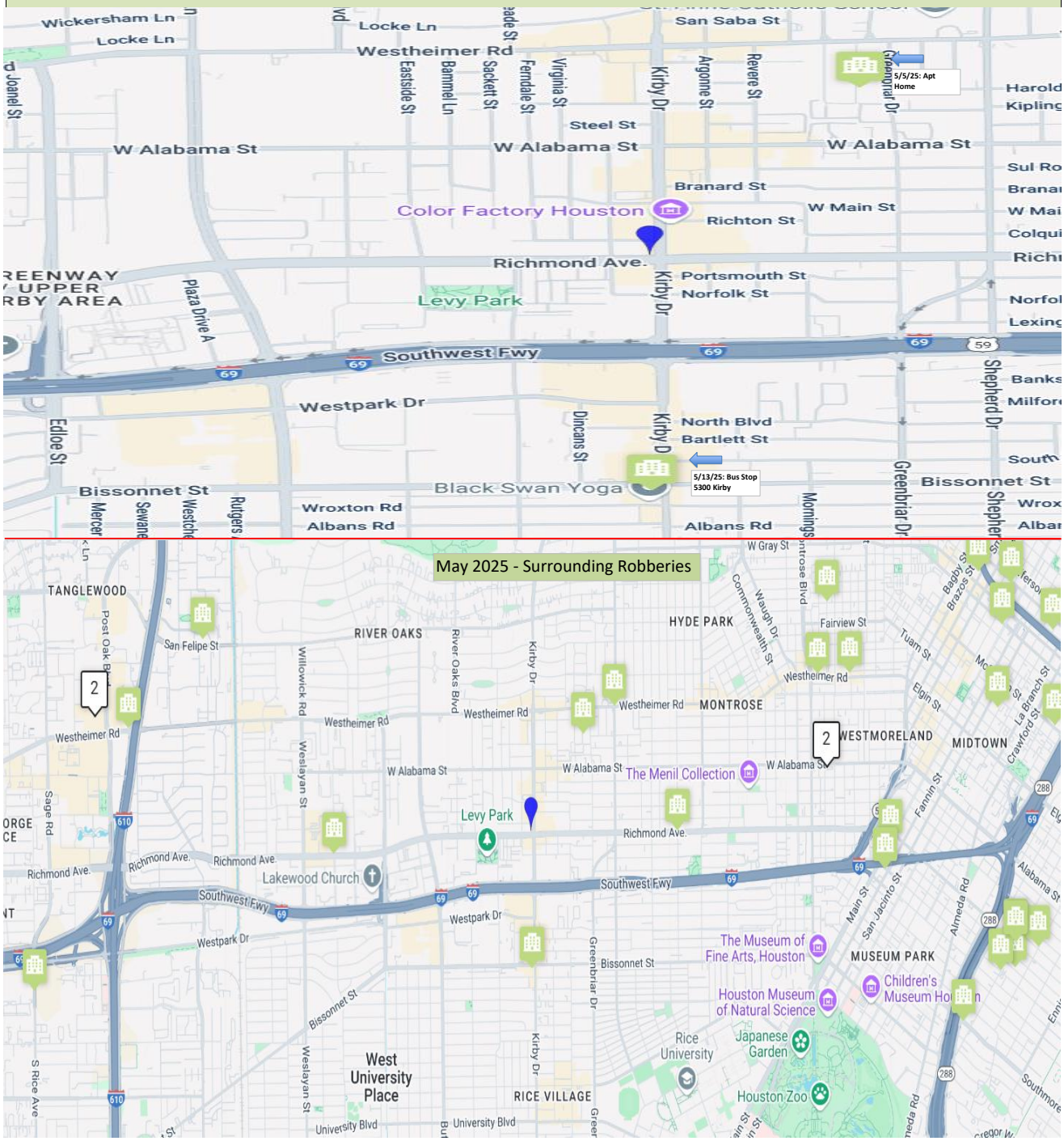

**Upper Kirby Crime Map: Assaults (15)**

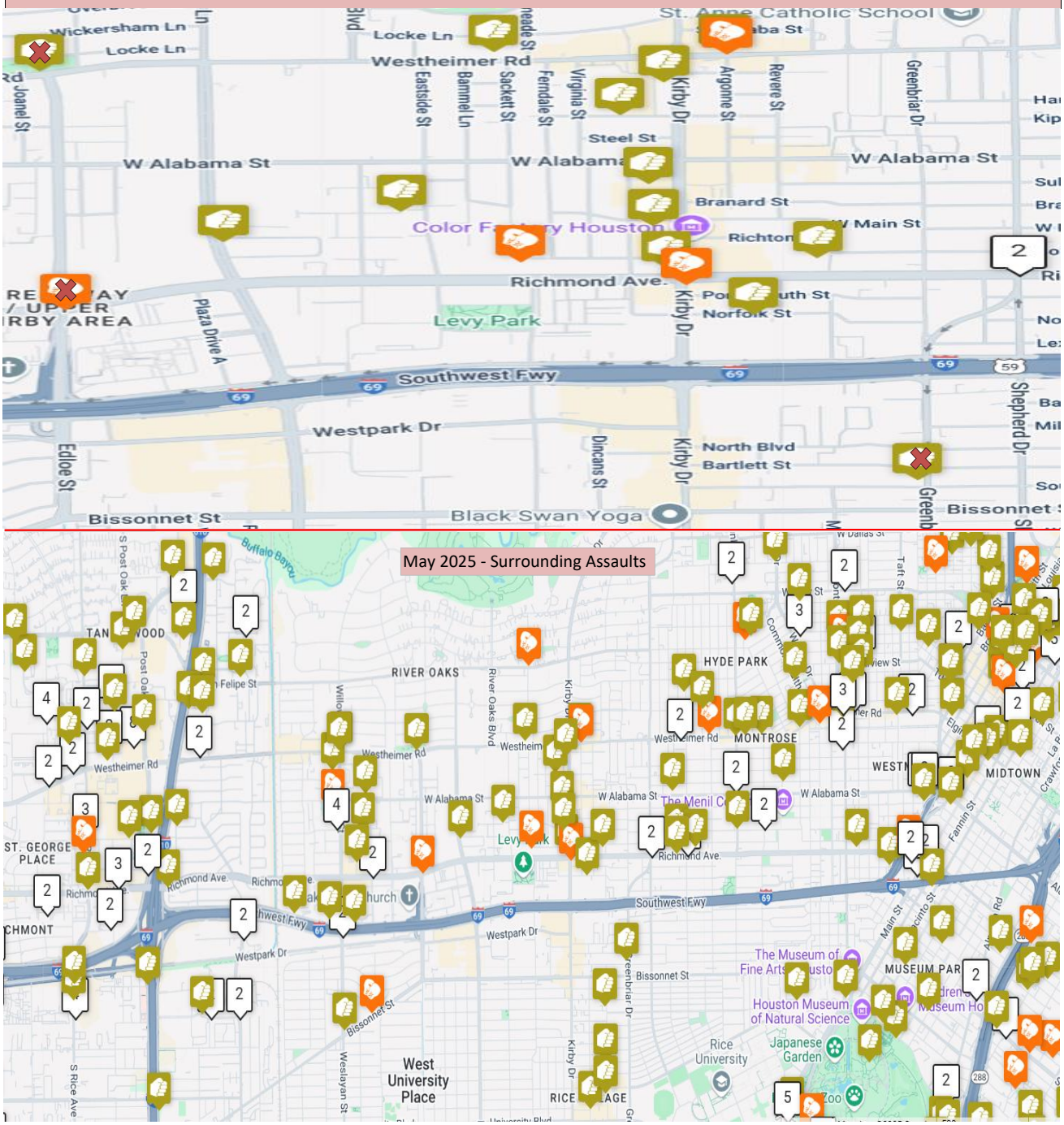

**Upper Kirby Crime Map: Commercial / Residential Burglaries (10)**

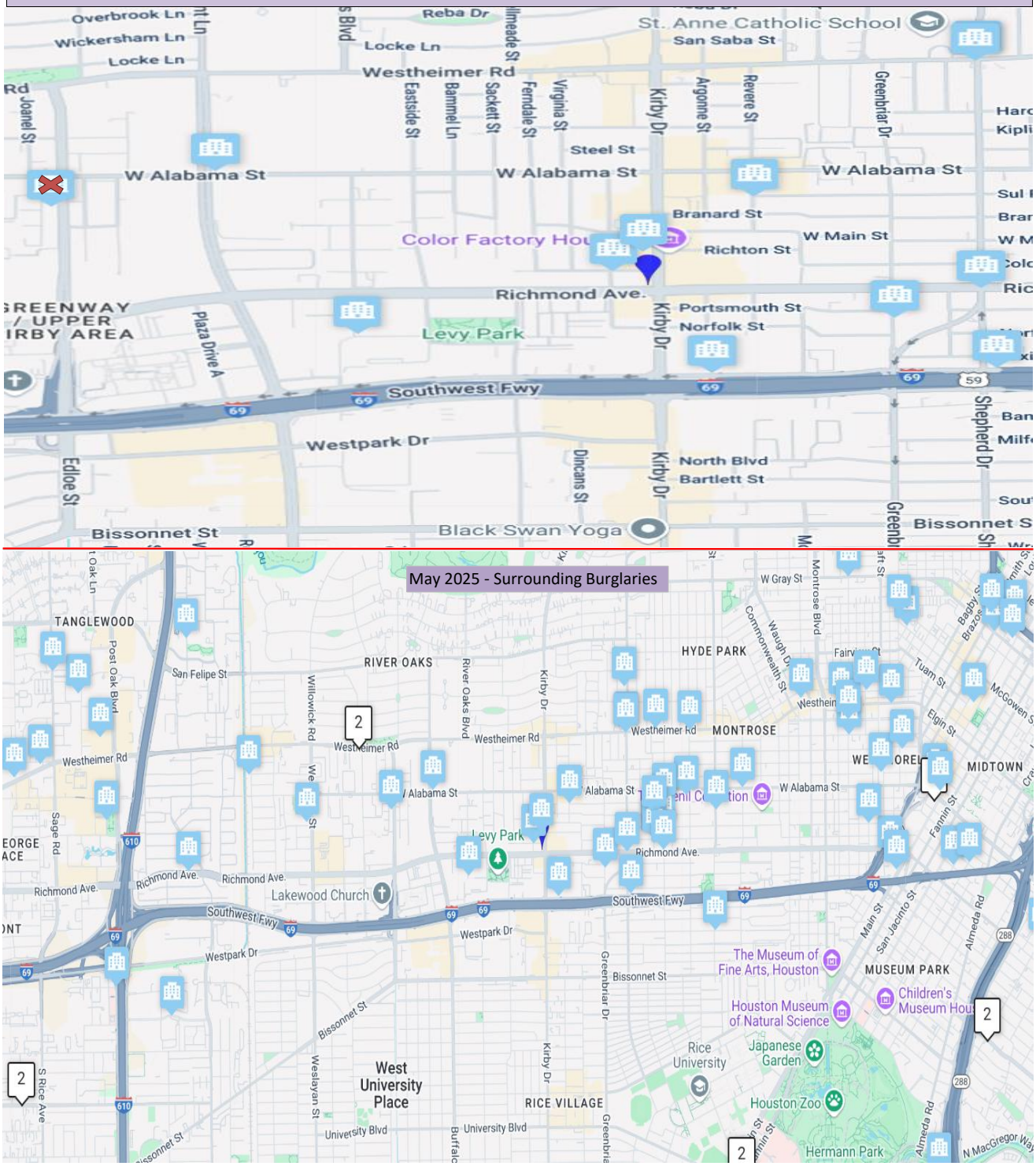

## Upper Kirby Crime Map: Thefts (34)

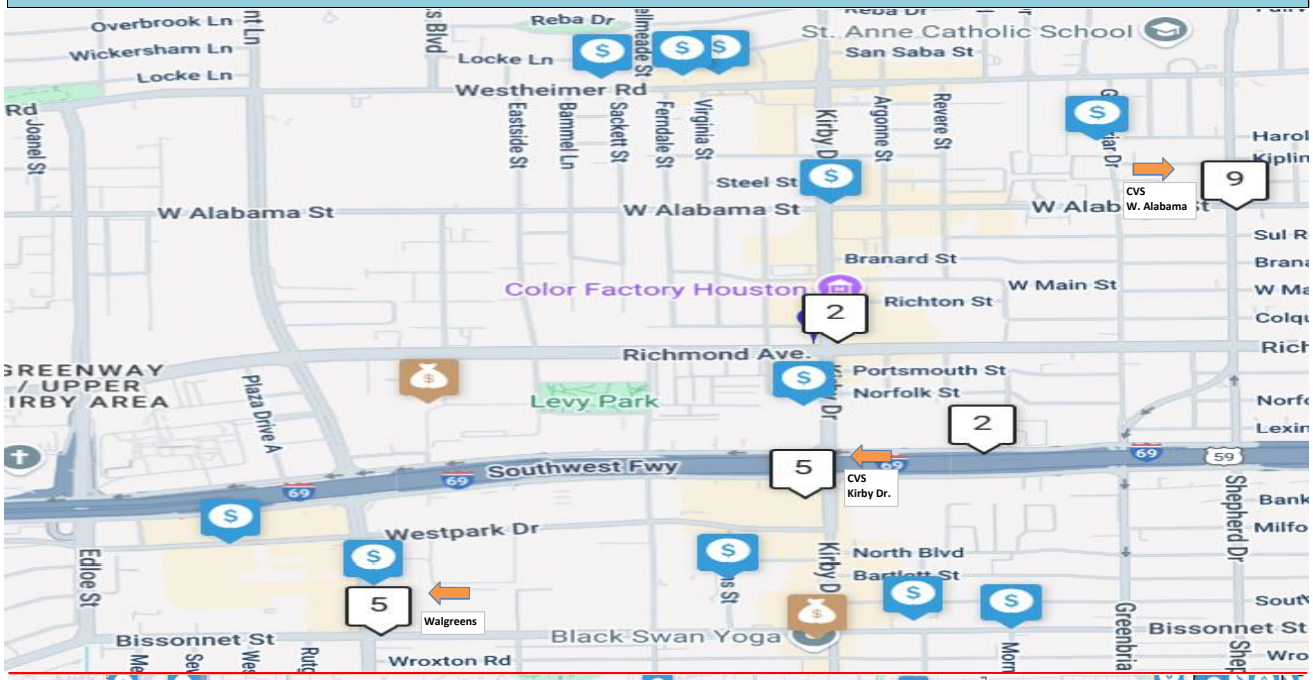


May 2025 - Surrounding Thefts

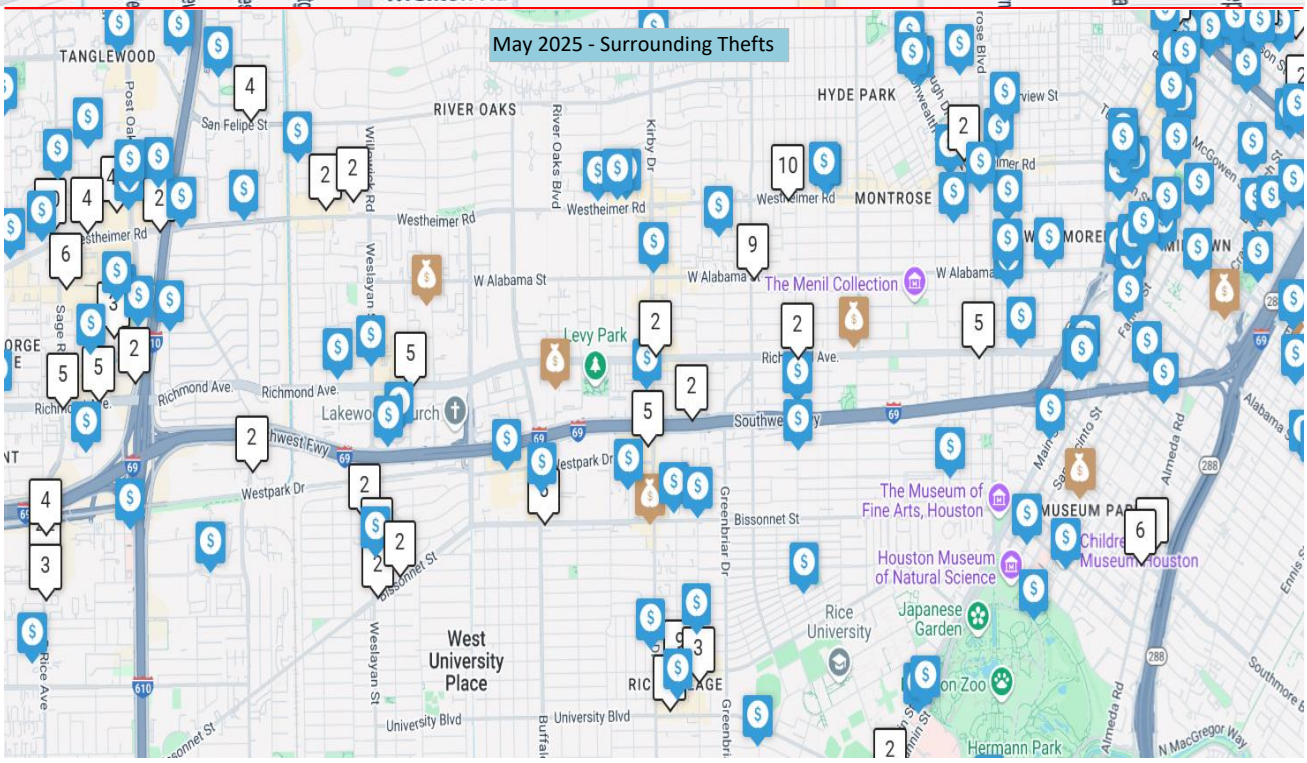

# Upper Kirby Crime Map: Motor Vehicle Burglaries (46)

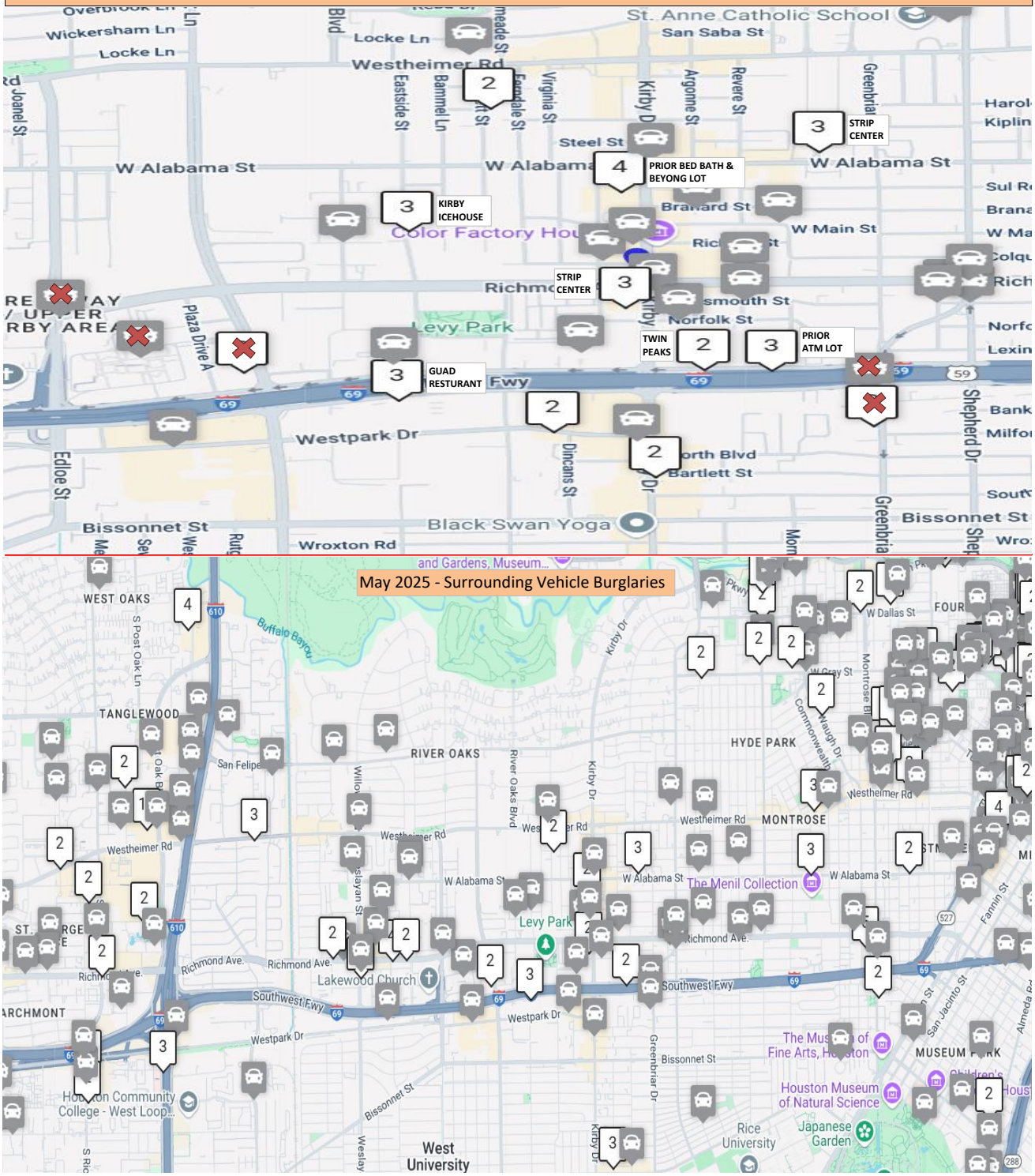

## Upper Kirby Crime Map: Auto Theft (2)

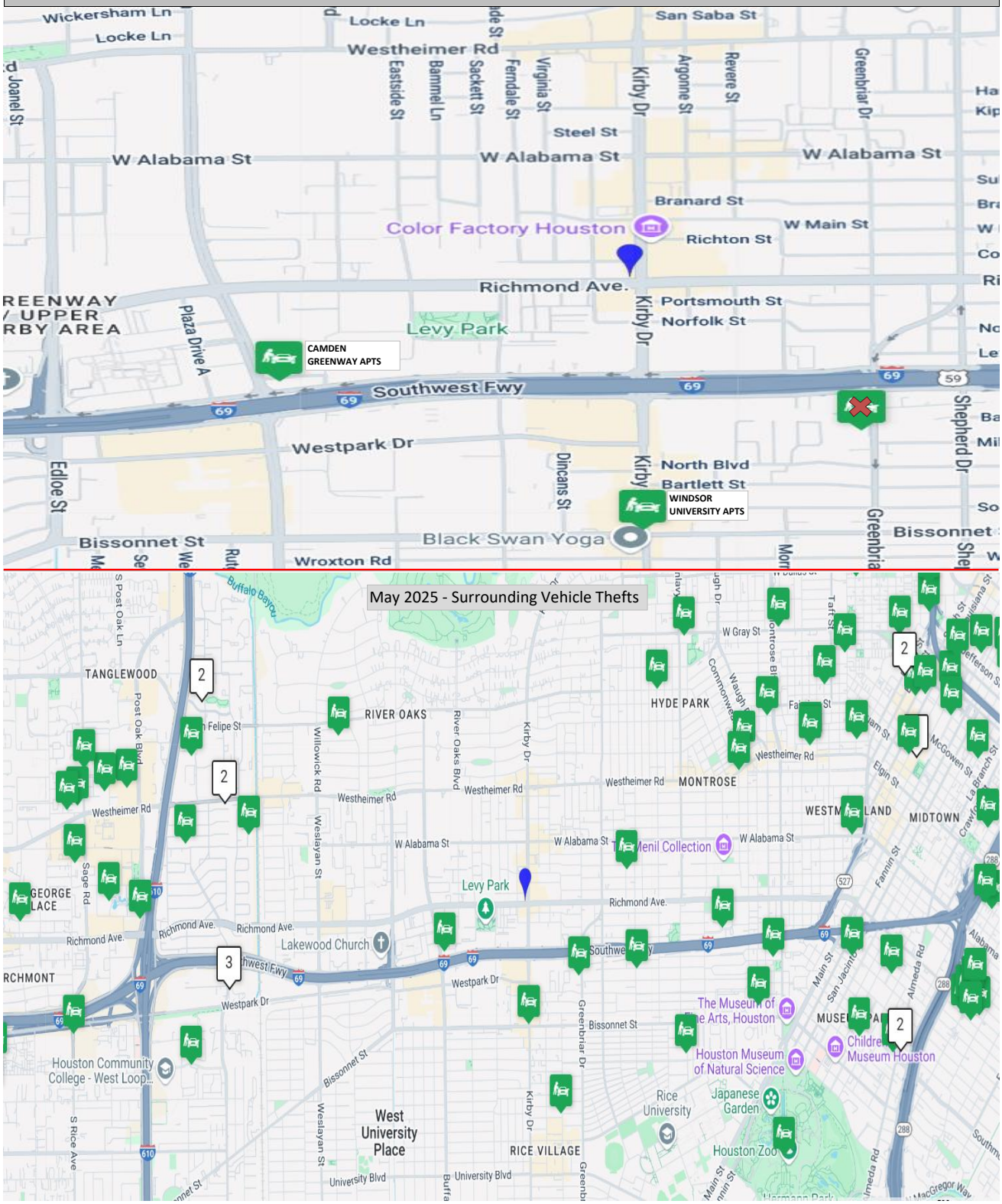

# Upper Kirby District Reported Criminal Incidents

## Prior Month Comparison (April 2025)

| | March-25 | April-25 | Plus / Minus | Increase / Decrease |
|---|---|---|---|---|
| Homicides | 0 | 0 | 0% | No Change |
| Sexual Assault | 0 | 2 | 200% | Increase |
| Robbery (Comm/Person) | 2 | 2 | 0% | No Change |
| Aggravated Assault / Assaults | 21 | 19 | -11% | Decrease |
| Burglaries (Comm / Resident) | 7 | 11 | 36% | Increase |
| Thefts | 18 | 37 | 51% | Increase |
| Burglary Motor Vehicle | 30 | 82 | 63% | Increase |
| Auto Theft | 6 | 6 | 0% | No Change |
| **Totals:** | 84 | 159 | 47% | Increase |

**NOTE: Part 1 REPORTED criminal incidents for April 2025 show a significant increase of approximately 47% or 159 reported incidents within the Upper Kirby Management District. The increase appears to be from Motor Vehicle Burglaries, which are extremely difficult to detect when they occur. The Patrol Team continues to monitor the homeless escalation; as they are attempting to reduce this cause, they may miss other opportunities to stop and or arrest for other instances. Twin Peaks continues to lead in the manner of many forms of criminal activity on their property, from vehicle burglaries, threats, and vandalism.**

### Summary:

**Robberies: 3200 Westpark: CapitalOne Lot / 3700 S. Shepherd: Whataburger Lot**

**Assaults: House of Pies (2) / Extended Stay America x 2**

**Burglaries: Extended Stay (Guest Room x 2) | Cindie's Specialty Store x 2**

**Vehicle Burglaries: Kirby Icehouse (13) | Twin Peaks (11) | El Tiempo (5) | Strip Center - Kirby/Richmond (9)**

**Vehicle Thefts: Varies locations, however no one location had multiple incidents.**

| Date: | Event Type: | Locations | # of Events: |
|---|---|---|---|
| **Homicides** | | | |
| 4/1-30/2025 | Homicide / Murder | No Reported Incidents | 0 |
| **Total Homicides:** | | | **0** |
| **Sexual Assaults** | | | |
| 4/12/2025 | Sexual Assault - Forcible Rape | 2400 W. Main (Between a Building) | 1 |
| 4/26/2025 | Sexual Assault - Forcible Rape | 2900 Buffalo Spwy - Lamar Tower | 1 |
| **Total Sexual Assaults:** | | | **2** |
| **Robberies** | | | |
| 4/14/2025 | Robbery | 3200 Westpark (CapitalOne Lot) | 1 |
| 4/30/2025 | Robbery | 3700 S. Shepherd (Whataburger Lot) | 1 |
| **Total Robberies:** | | | **2** |
| **Assaults / Aggravated Assaults** | | | |
| 4/1-30/2025 | Assaults | Various UK Locations | 19 |
| **Total Assaults:** | | | **19** |
| **Burglaries (Residence / Commercial)** | | | |
| 4/1-30/2025 | Burglaries | Various UK Locations | 11 |
| **Total Burglaries:** | | | **11** |
| **Thefts (Shoplifting, Theft from Person, Etc)** | | | |
| 4/1-30/2025 | Thefts | Various UK Locations | 37 |
| **Total Thefts:** | | | **37** |
| **Burglary of Vehicles** | | | |
| 4/1-30/2025 | Burglary Motor Vehicles | Various UK Locations | 82 |
| **Total Theft from Vehicle:** | | | **82** |
| **Motor Vehicle Thefts** | | | |
| 4/1-30/2025 | Motor Vehicle Thefts | Various UK Locations | 6 |
| **Total Theft of Vehicles:** | | | **6** |

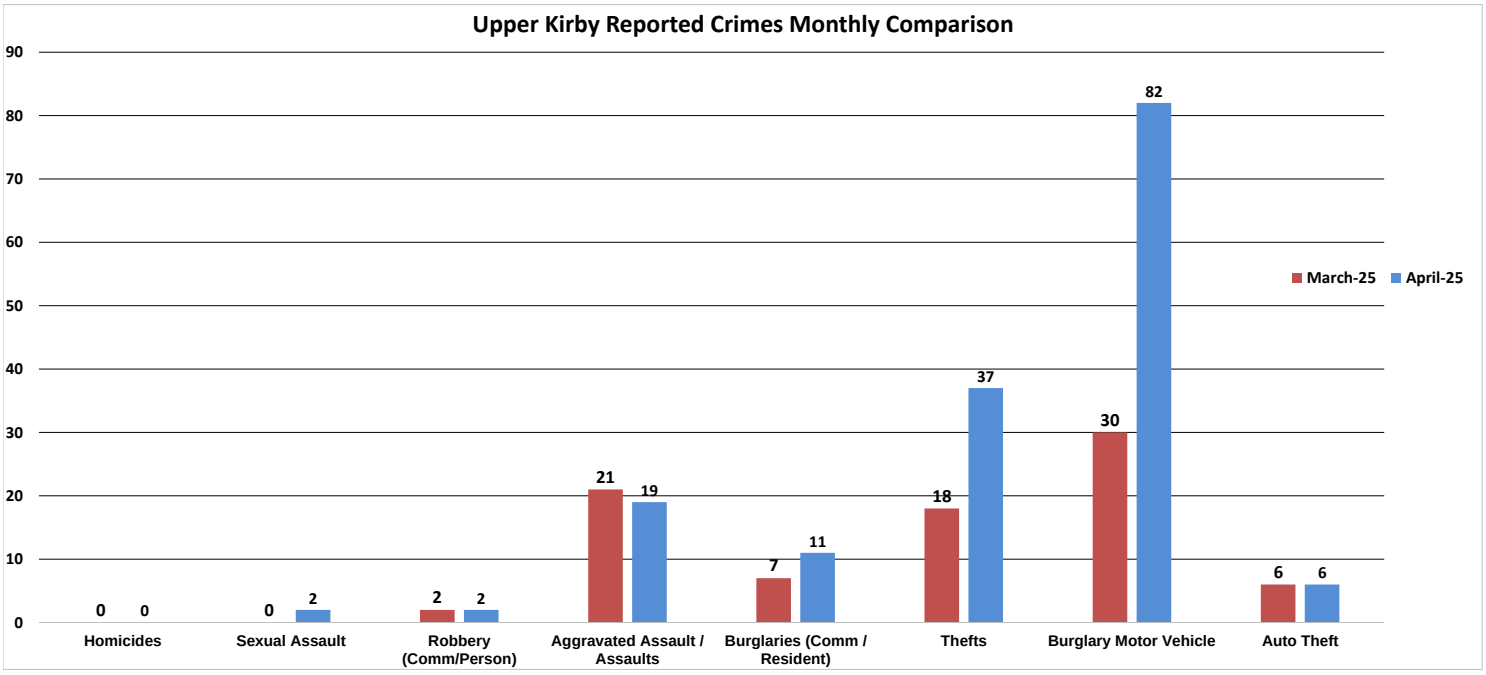

## Upper Kirby Management Part 1 Crimes - 2025 Summary

| | Jan. | Feb. | Mar. | Apr. | May | June | July | Aug. | Sept. | Oct. | Nov. | Dec. | YTD |
|---|---|---|---|---|---|---|---|---|---|---|---|---|---|
| **Homicides** | 0 | 0 | 0 | 0 | 0 | 0 | 0 | 0 | 0 | 0 | 0 | 0 | **0** |
| **Sexual Assaults** | 0 | 0 | 0 | 2 | 0 | 0 | 0 | 0 | 0 | 0 | 0 | 0 | **2** |
| **Robberies** | 4 | 1 | 2 | 2 | 0 | 0 | 0 | 0 | 0 | 0 | 0 | 0 | **9** |
| **Assaults** | 20 | 15 | 21 | 19 | 0 | 0 | 0 | 0 | 0 | 0 | 0 | 0 | **75** |
| **Burglaries** | 5 | 6 | 7 | 11 | 0 | 0 | 0 | 0 | 0 | 0 | 0 | 0 | **29** |
| **Thefts** | 27 | 33 | 18 | 37 | 0 | 0 | 0 | 0 | 0 | 0 | 0 | 0 | **115** |
| **Vehicle Burglaries** | 54 | 71 | 30 | 82 | 0 | 0 | 0 | 0 | 0 | 0 | 0 | 0 | **237** |
| **Auto Thefts** | 3 | 7 | 6 | 6 | 0 | 0 | 0 | 0 | 0 | 0 | 0 | 0 | **22** |

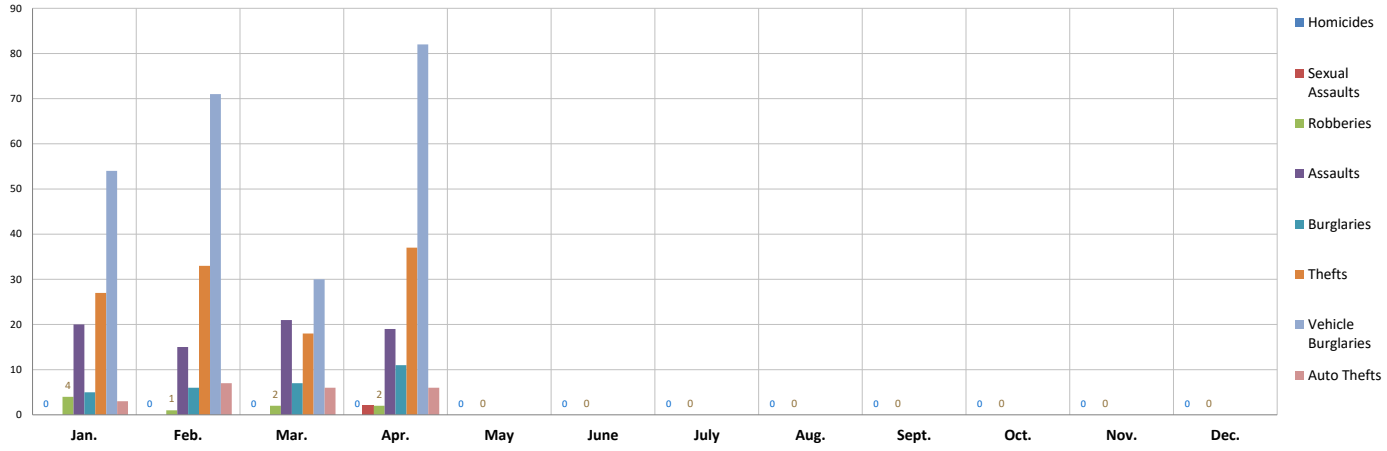


## Prior Year Crime Activity Comparison

## Upper Kirby Management Part 1 Crimes - 2024 Summary

| | Jan. | Feb. | Mar. | Apr. | May | June | July | Aug. | Sept. | Oct. | Nov. | Dec. | YTD |
|---|---|---|---|---|---|---|---|---|---|---|---|---|---|
| **Homicides** | 0 | 0 | 0 | 0 | 0 | 0 | 0 | 0 | 0 | 0 | 0 | 0 | **0** |
| **Sexual Assaults** | 1 | 0 | 0 | 1 | 0 | 1 | 1 | 1 | 0 | 0 | 0 | 1 | **6** |
| **Robberies** | 5 | 3 | 3 | 2 | 1 | 2 | 4 | 3 | 3 | 6 | 2 | 0 | **34** |
| **Assaults** | 12 | 9 | 17 | 13 | 22 | 24 | 5 | 18 | 25 | 26 | 19 | 15 | **205** |
| **Burglaries** | 21 | 8 | 6 | 14 | 11 | 5 | 14 | 9 | 8 | 4 | 4 | 8 | **112** |
| **Thefts** | 37 | 23 | 24 | 27 | 30 | 33 | 13 | 32 | 35 | 40 | 37 | 36 | **367** |
| **Burg. Vehicles** | 63 | 56 | 52 | 49 | 48 | 51 | 48 | 73 | 71 | 51 | 47 | 49 | **658** |
| **Auto Thefts** | 13 | 8 | 7 | 8 | 13 | 6 | 10 | 15 | 7 | 11 | 8 | 7 | **113** |

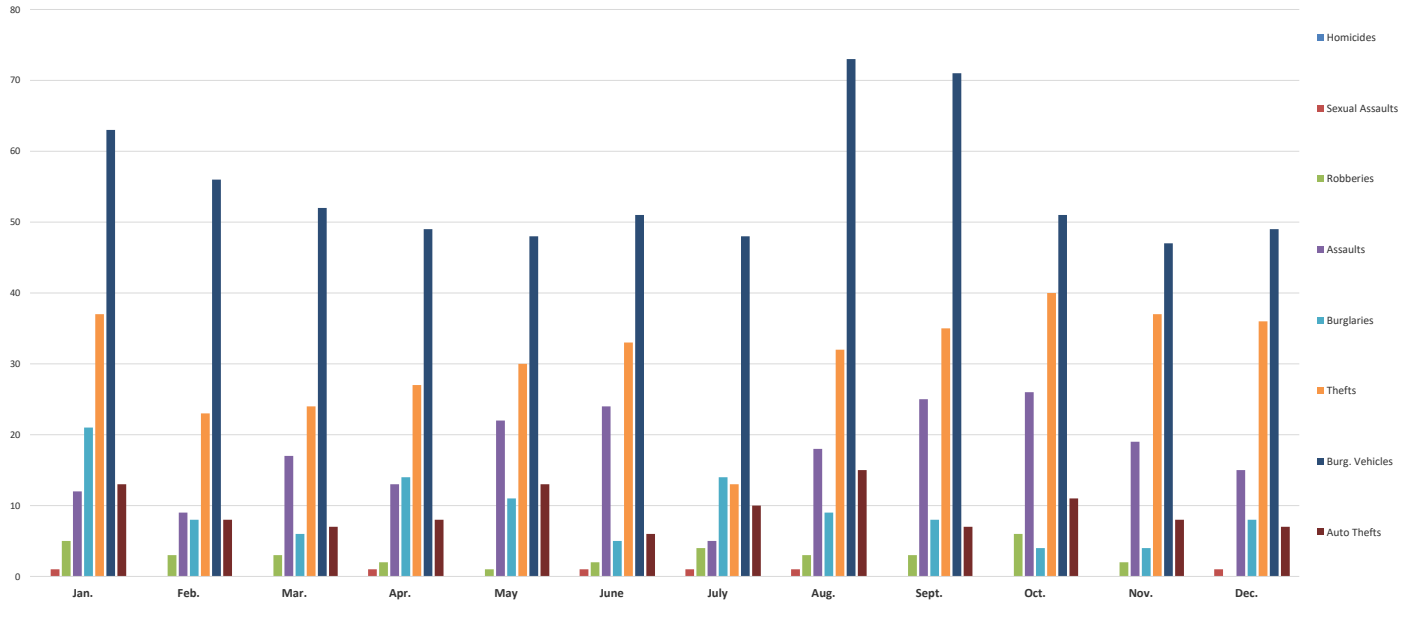

## Upper Kirby Management Patrol - 2025 Summary

| | Jan. | Feb. | Mar. | Apr. | May | June | July | Aug. | Sept. | Oct. | Nov. | Dec. | YTD |
|---|---|---|---|---|---|---|---|---|---|---|---|---|---|
| **Reports** | 19 | 28 | 35 | 39 | 0 | 0 | 0 | 0 | 0 | 0 | 0 | 0 | **121** |
| **Arrest** | 2 | 1 | 3 | 2 | 0 | 0 | 0 | 0 | 0 | 0 | 0 | 0 | **8** |
| **Calls Received** | 81 | 104 | 88 | 97 | 0 | 0 | 0 | 0 | 0 | 0 | 0 | 0 | **370** |

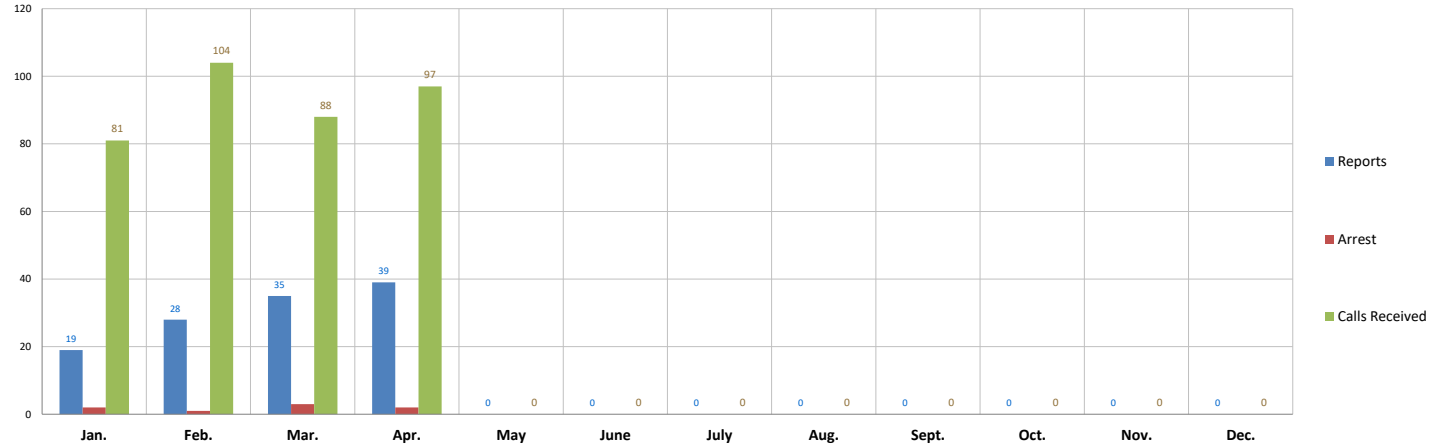


## Prior Year Activity Comparison

## Upper Kirby Management Patrol - 2024 Summary

| | Jan. | Feb. | Mar. | Apr. | May | June | July | Aug. | Sept. | Oct. | Nov. | Dec. | YTD |
|---|---|---|---|---|---|---|---|---|---|---|---|---|---|
| **Reports** | 24 | 31 | 29 | 22 | 38 | 41 | 27 | 54 | 67 | 58 | 75 | 89 | **555** |
| **Arrest** | 1 | 2 | 1 | 3 | 2 | 2 | 1 | 1 | 2 | 1 | 3 | 2 | **21** |
| **Calls Received** | 66 | 72 | 61 | 58 | 77 | 62 | 81 | 68 | 91 | 84 | 98 | 107 | **925** |

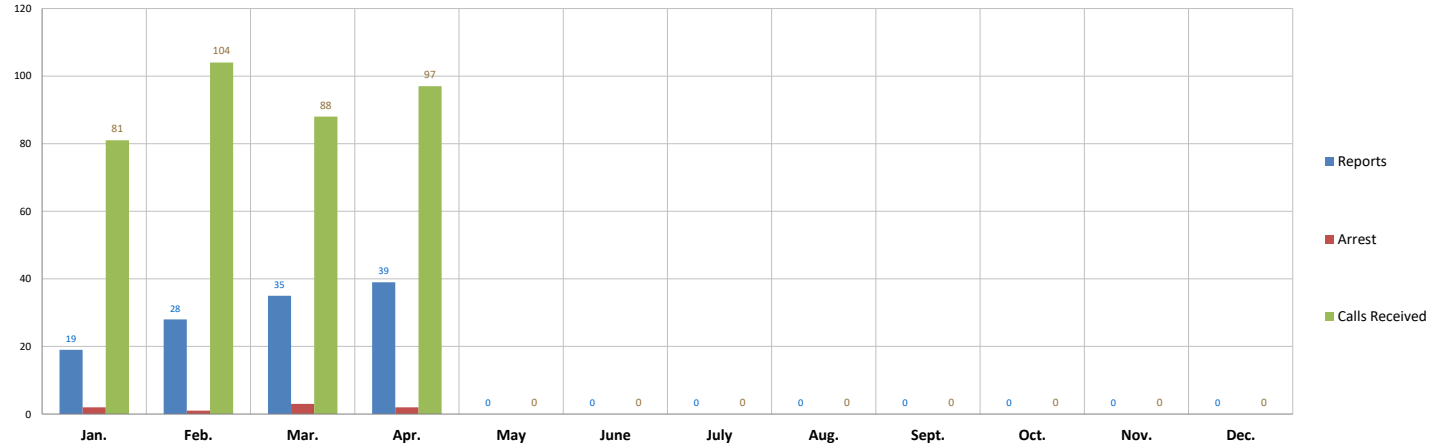

**Upper Kirby Crime Map: Homicides (0)**

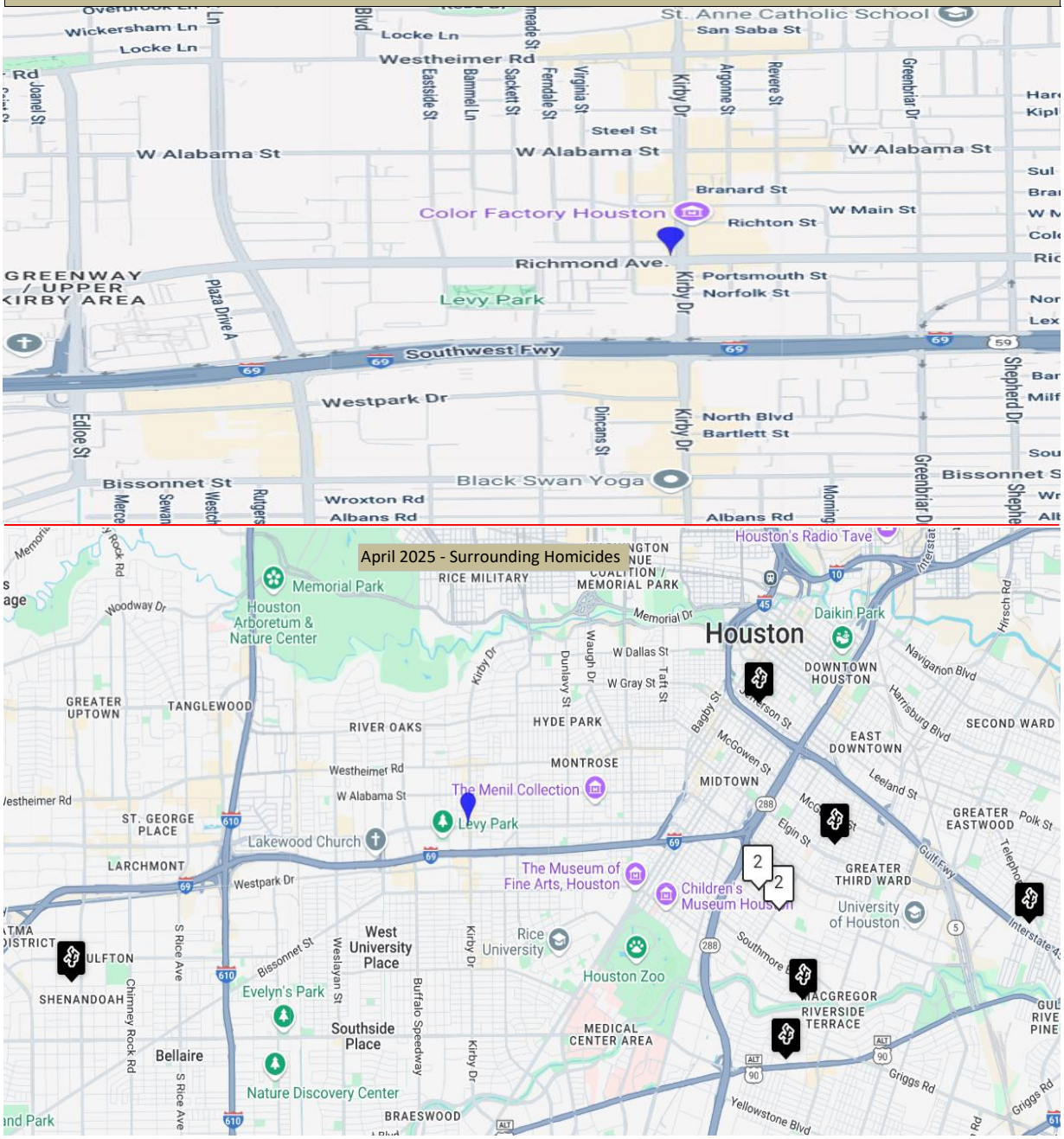

**Upper Kirby Crime Map: Sexual Assaults (2)**

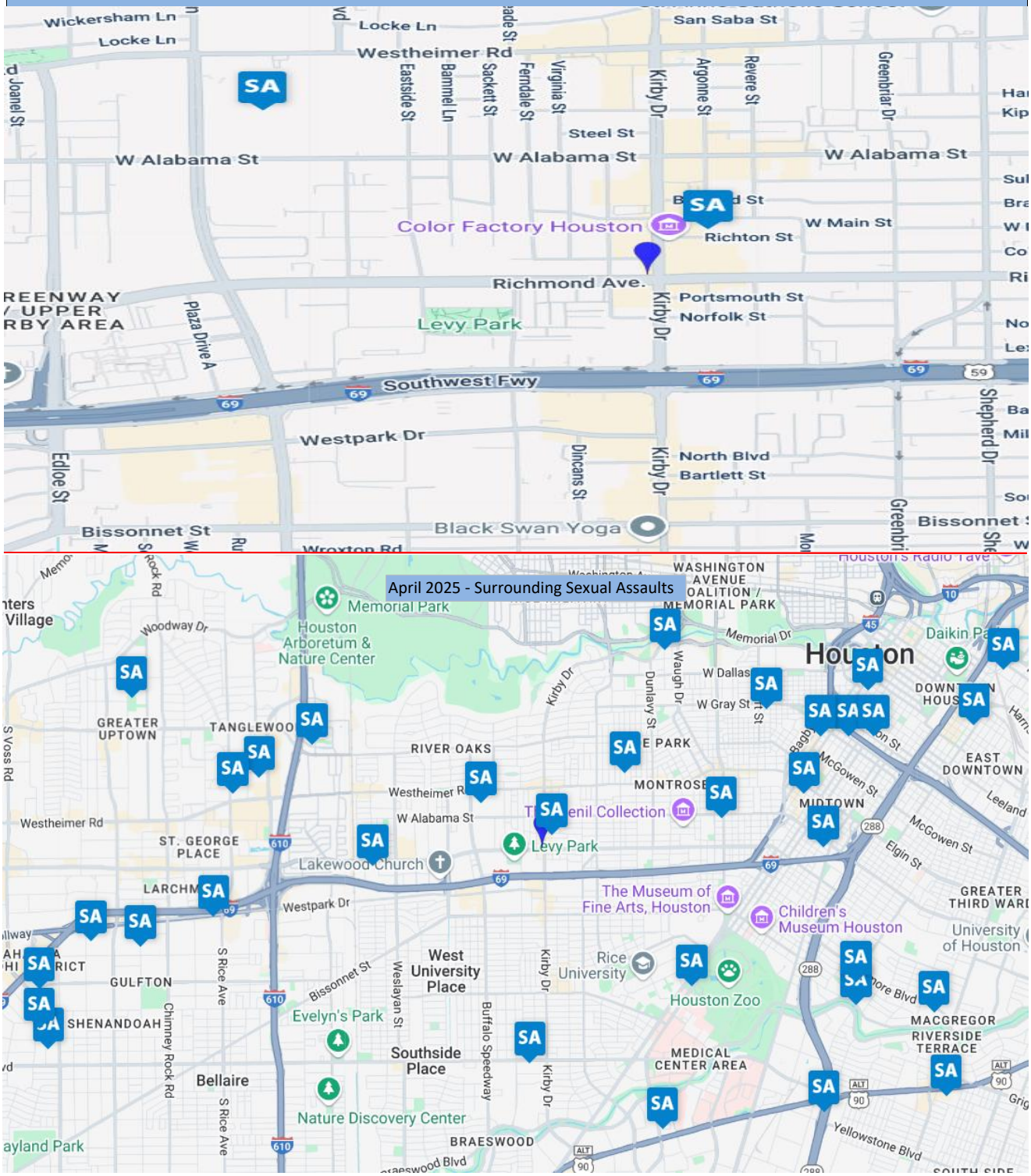

**Upper Kirby Crime Map: Robberies (2)**

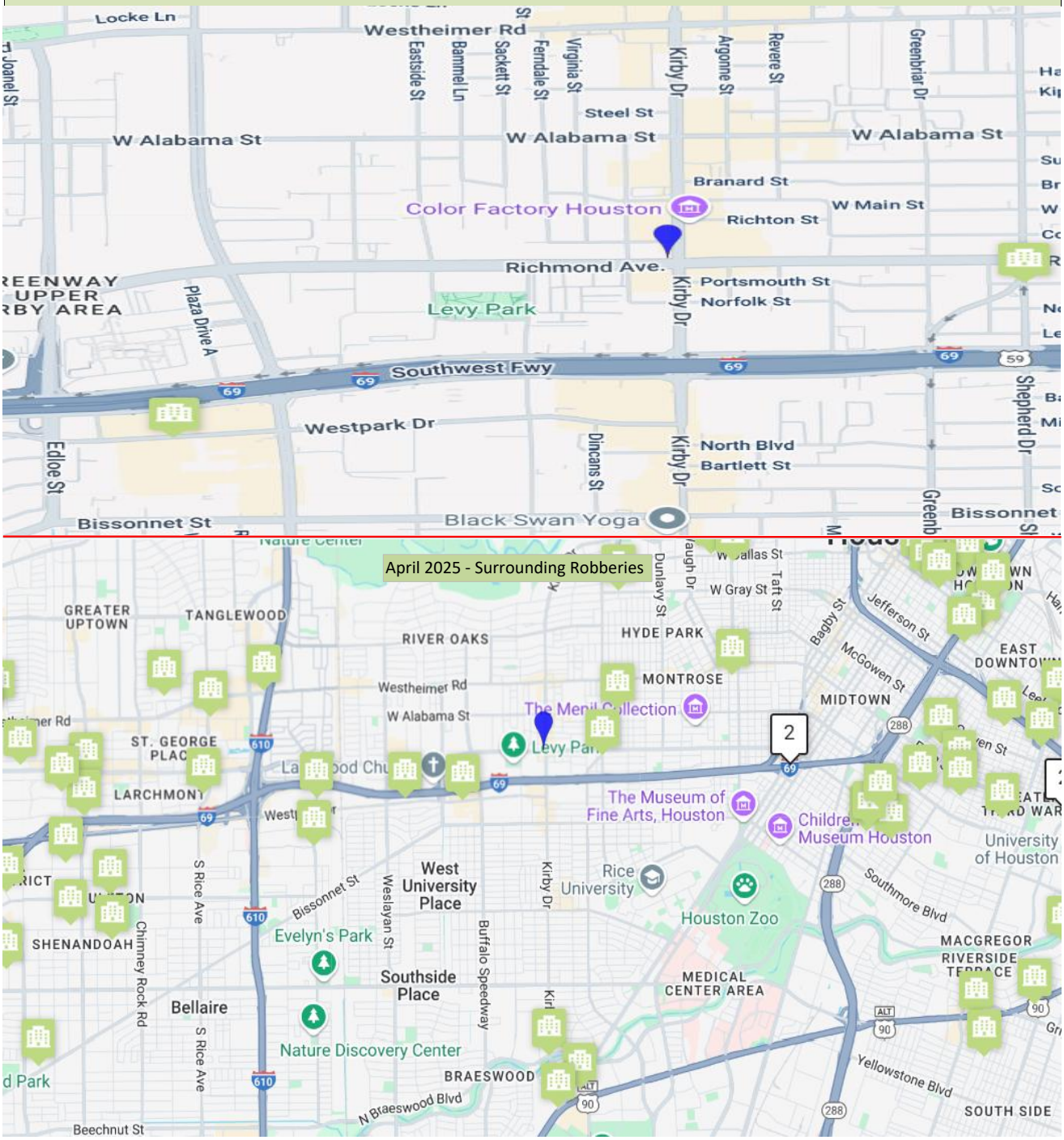

**Upper Kirby Crime Map: Assaults (19)**

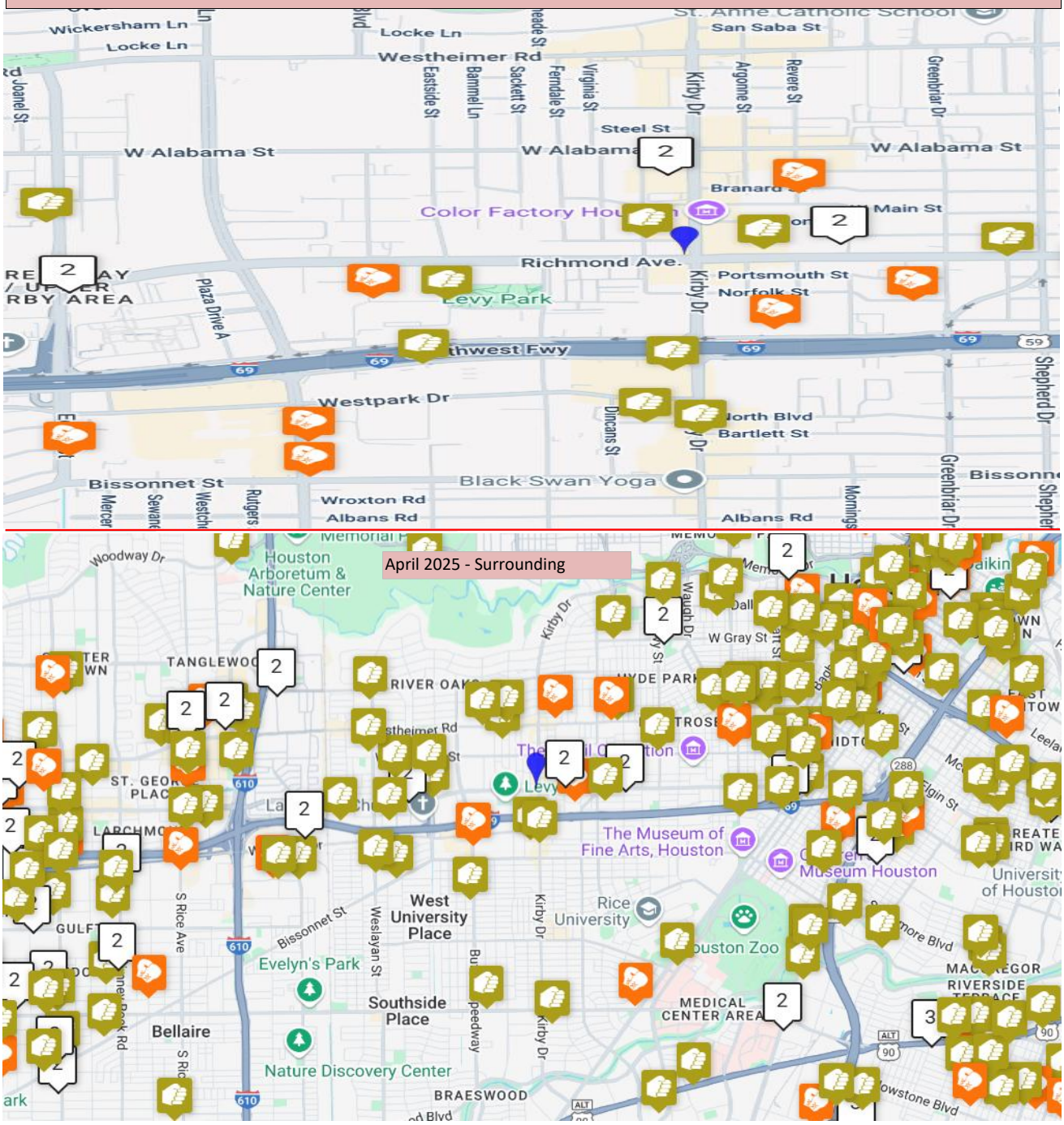

**Upper Kirby Crime Map: Commercial / Residential Burglaries (11)**

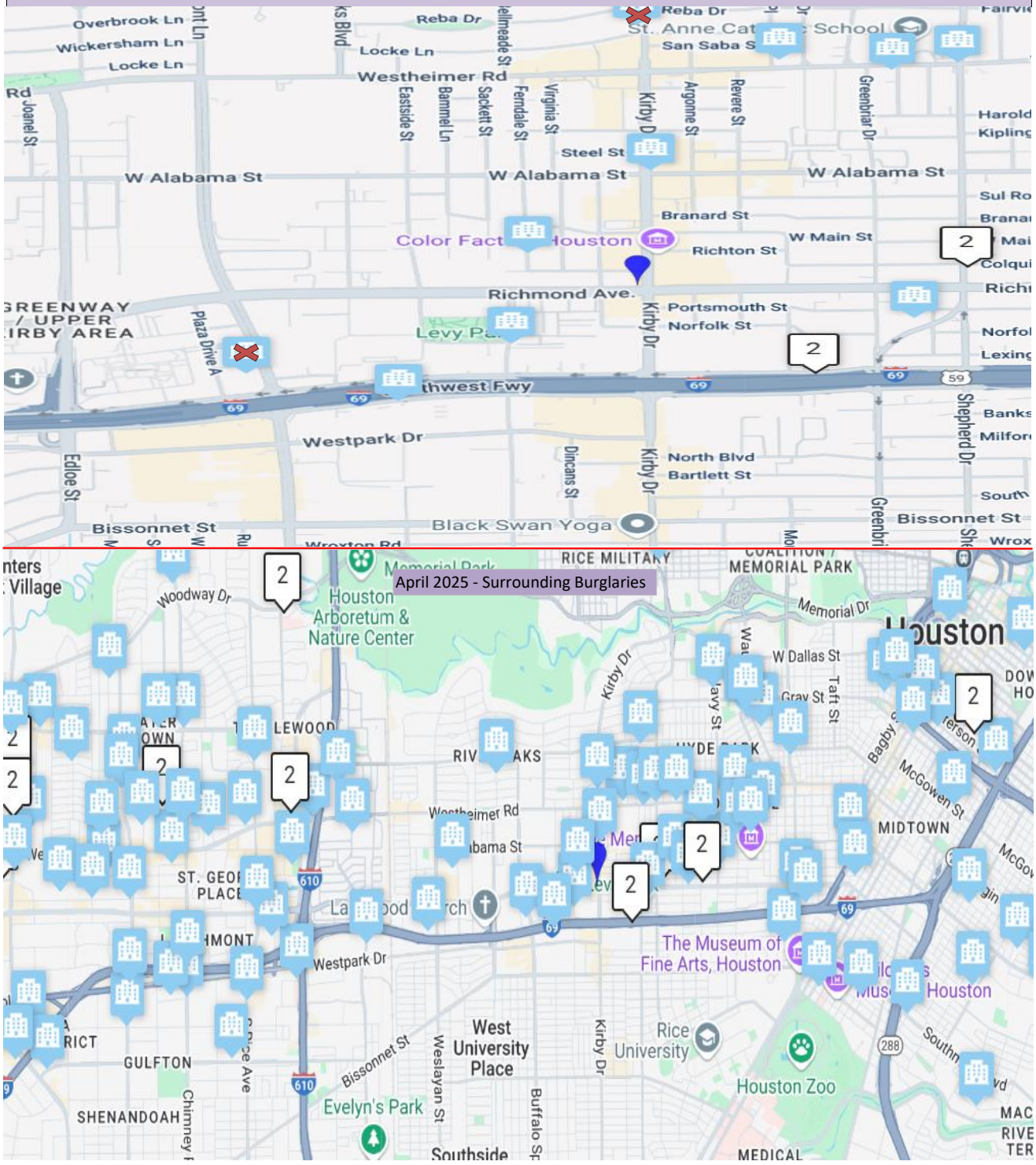

## Upper Kirby Crime Map: Thefts (37)

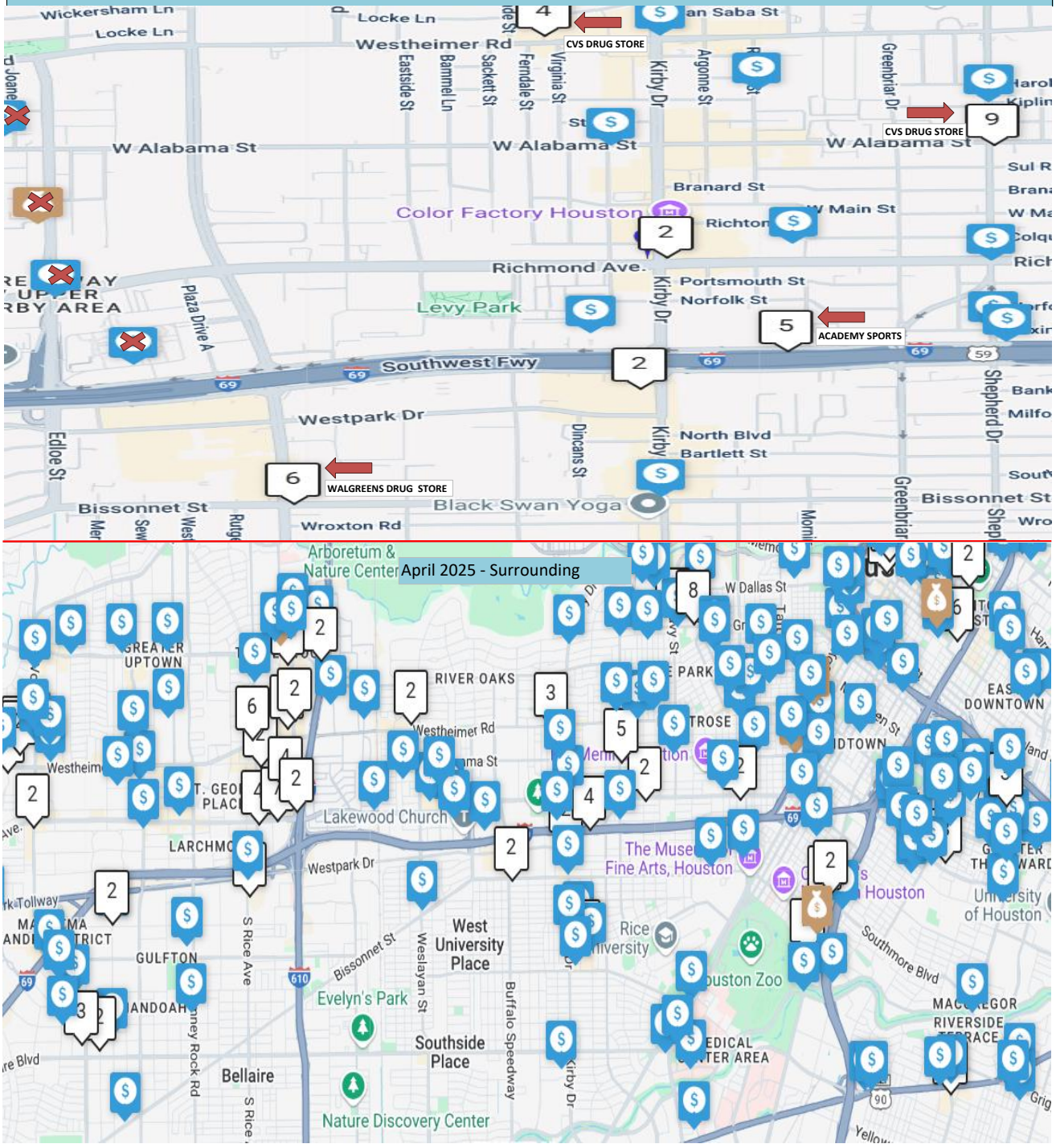

## Upper Kirby Crime Map: Motor Vehicle Burglaries (82)

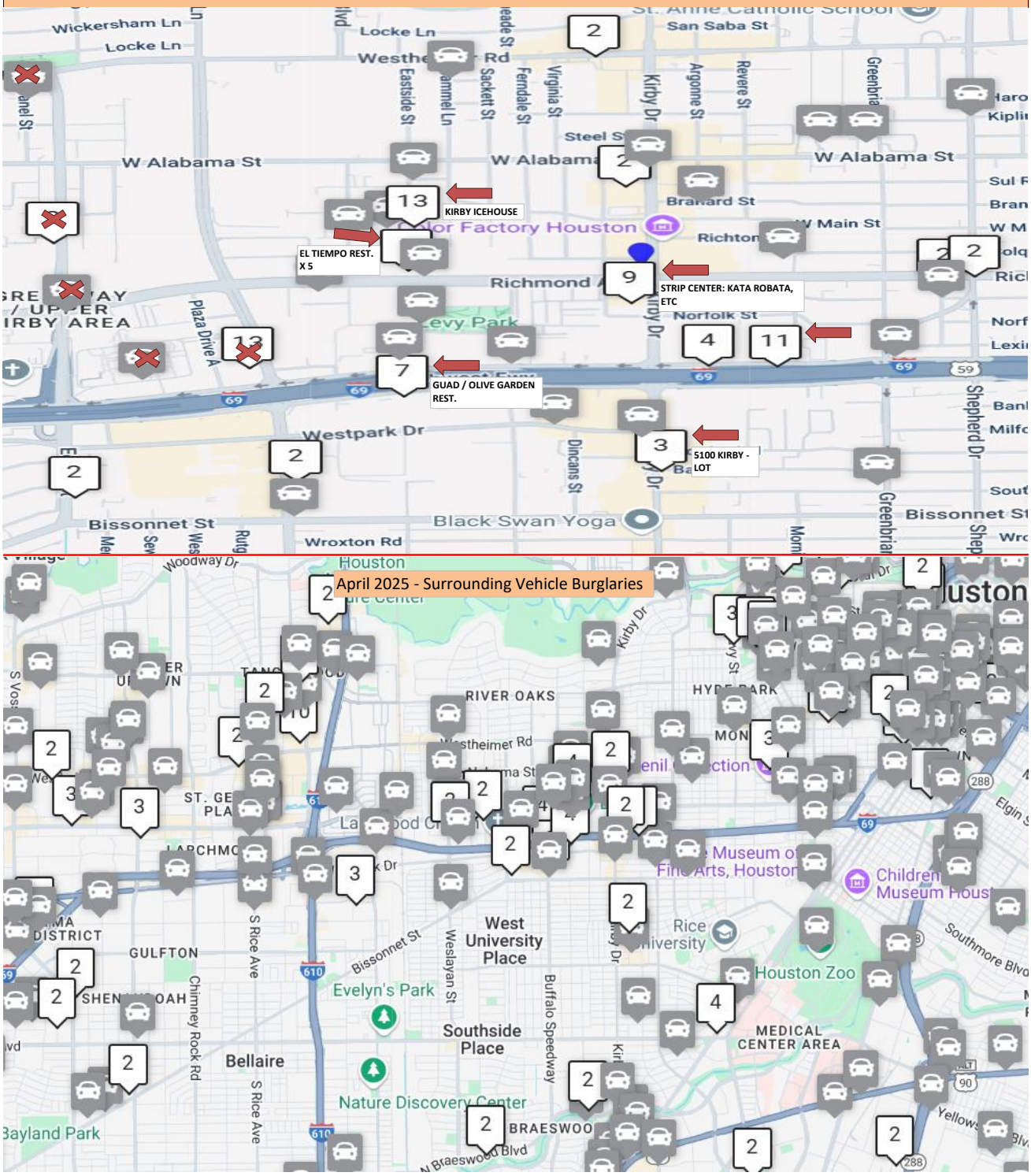

**Upper Kirby Crime Map: Auto Theft (6)**

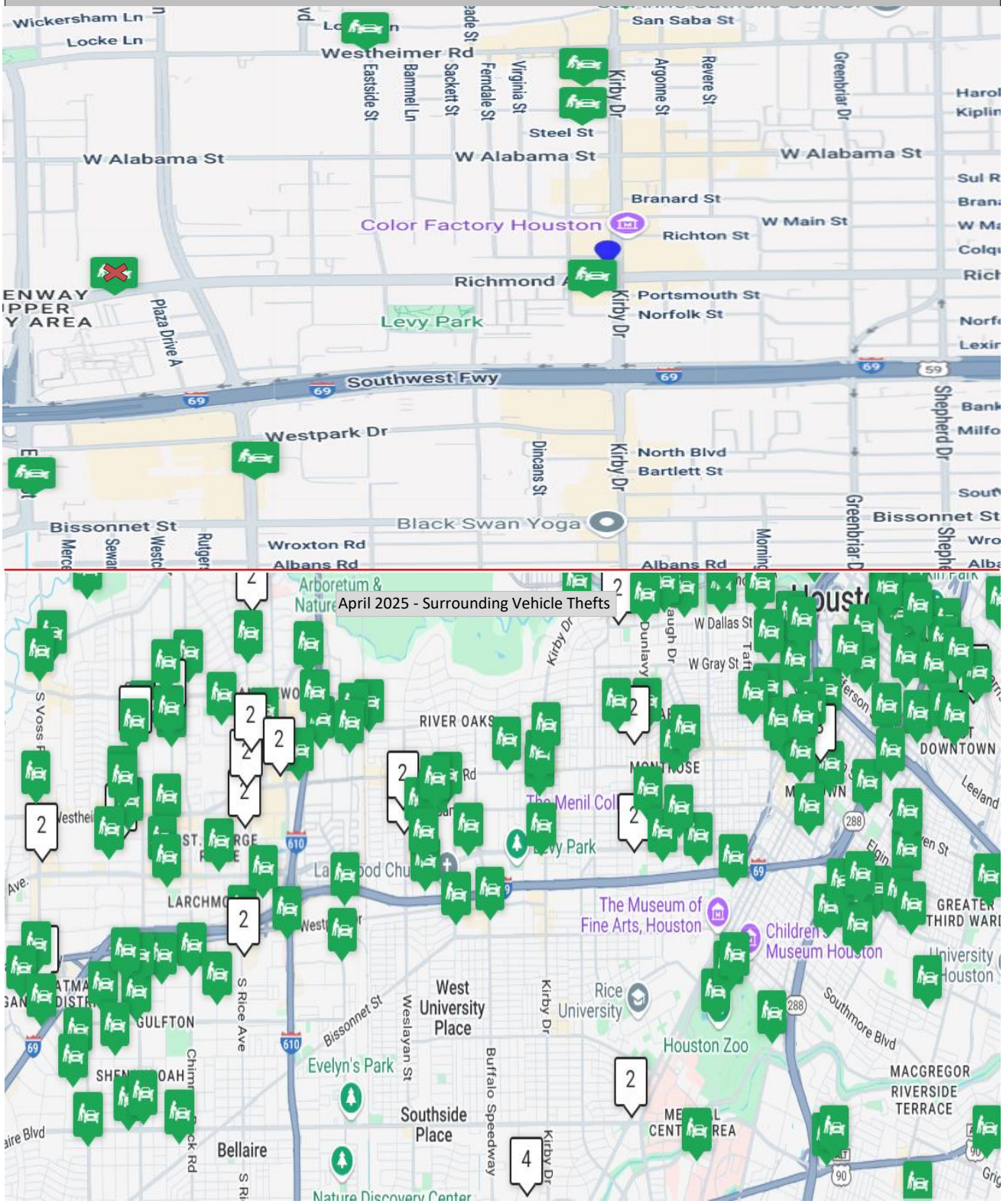

UTILITY TAX SERVICE, LLC
TAX ASSESSOR - COLLECTORS
1750 W 43rd Street I Houston, Texas 77018 I Voice: 713-688-3855

# HARRIS COUNTY IMPROVEMENT DISTRICT #3
# TAX REPORT SUMMARY
# 5/31/2025

| | | | | |
|---|---|---|---|---|
| | Current: | $ | 76,639.06 | |
| | Prior Years: | $ | 53,809.95 | |
| Total Receivables as of | 5/31/2025 | **$** | **130,449.01** | pg 2 |

| | | | |
|---|---|---|---|
| May Receipts | **$** | **10,106.45** | pg 3 |
| May Disbursements | **$** | **24,759.93** | pg 3 |

## CURRENT COLLECTIONS & 4 YEAR HISTORICAL DATA

| Year | Collections 5/31/2025 | Adjustments 5/31/2025 | Collections 9/1/20-5/31/2025 | Receivables 5/31/2025 | Percent Collected |
|---|---|---|---|---|---|
| 2024 | 8,147.14 | (23,215.40) | 5,180,760.96 | 76,639.06 | 98.54 |
| 2023 | 264.58 | (1,067.61) | 5,133,170.52 | 17,101.12 | 99.67 |
| 2022 | 169.25 | (7.59) | 4,746,912.12 | 5,731.26 | 99.88 |
| 2021 | 2.34 | | 4,467,913.30 | 4,327.11 | 99.90 |
| 2020 | 4.17 | | 4,427,600.55 | 10,061.40 | 99.77 |

Last Year's Collections as of 5/31/2024: 98.87%

## CURRENT CERTIFIED VALUES & 4 YEAR HISTORICAL DATA

| Year | Debt Rate | M&O Rate | Total Tax Rate | Original Value | Adjustments | Adjusted Value | Levy |
|---|---|---|---|---|---|---|---|
| 2024 | 0.00371 | 0.12879 | 0.13250 | 3,975,020,438 | (7,171,365) | 3,967,849,073 | 5,257,400.02 |
| 2023 | 0.00371 | 0.13129 | 0.13500 | 3,904,886,305 | (89,870,278) | 3,815,016,027 | 5,150,271.64 |
| 2022 | 0.00422 | 0.13078 | 0.13500 | 3,586,218,997 | (65,742,419) | 3,520,476,578 | 4,752,643.38 |
| 2021 | 0.00437 | 0.13063 | 0.13500 | 3,242,603,904 | 70,166,771 | 3,312,770,675 | 4,472,240.41 |
| 2020 | 0.00420 | 0.13080 | 0.13500 | 3,240,353,904 | 46,803,099 | 3,287,157,003 | 4,437,661.95 |

**$633,101.53 Estimated Refunds due to Unsettled Lawsuits at HCAD**

# HARRIS COUNTY IMPROVEMENT DISTRICT #3
# TAX REPORT SUMMARY
# 5/31/2025

| | | | |
|---|---|---|---|
| Receivable at 8/31/2024 | | $ 90,898.91 | |
| | Uncollectibles | $ (3,064.15) | |
| | Prior Adjustments: | $ (173,994.21) | $ (86,159.45) |
| 2024 Tax Levy | | $ 5,266,902.08 | |
| Adjustments | | $ (9,502.06) | $ 5,257,400.02 |

Tax Collections From: 9/1/2024 - 5/31/2025

| | | |
|---|---|---|
| 2024 | $ | 5,180,760.96 |
| 2023 | $ | (134,134.68) |
| 2022 | $ | (6,687.62) |
| 2021 | $ | 280.11 |
| 2020 | $ | 249.47 |
| 2019 | $ | 165.05 |
| 2018 | $ | 109.04 |
| 2017 | $ | 40.94 |
| 2015 | $ | 3.27 |
| 2014 | $ | 6.63 |
| 2013 | $ | (0.81) |
| 2012 | $ | (0.80) |

( $ 5,040,791.56 )

**TOTAL RECEIVABLE AS OF 5/31/2025** **$ 130,449.01**

==========

# HARRIS COUNTY IMPROVEMENT DISTRICT #3
# TAX REPORT SUMMARY
# 5/31/2025

| | Month of 5/31/2025 | Fiscal YTD 10/1/2024-5/31/2025 |
|---|---|---|
| **Receipts:** | | |
| Current/Prior Taxes | **(15,703.12)** | 5,032,588.56 |
| Penalty & Interest | 1,003.60 | 7,989.55 |
| Atty's Fee - Delinquent Coll | 469.33 | 1,815.10 |
| Adjustments | 24,290.60 | 177,034.21 |
| Payment Reversals | | 17,431.87 |
| Rendition Penalty | | 870.68 |
| Unclaimed Overpayments | 10.79 | 10.79 |
| Bank Interest | 35.25 | 4,996.85 |
| Special Inventory Tax | | 36,980.65 |
| **TOTAL RECEIPTS:** | **$ 10,106.45** | **$ 5,279,718.26** |
| **Disbursements:** | | |
| Adjustment Refunds | 24,290.60 | 177,034.21 |
| Payment Reversals | - | 13,535.39 |
| County A/C Fee | | 4,546.61 |
| Atty's Fee-Delinquent Coll | 469.33 | 1,841.89 |
| **TOTAL DISBURSEMENTS:** | **$ (24,759.93)** | **$ (196,958.10)** |

**County A/C Fees**

| | | |
|---|---|---|
| Fiscal Year 7/1/2024 thru 5/31/2025 | **3,993.81** | ($4,065.36 Estimate) |

# HARRIS COUNTY IMPROVEMENT DISTRICT #3
# TAX REPORT SUMMARY
# 5/31/2025

## CURRENT COLLECTIONS & HISTORICAL DATA

| Year | Collections 5/31/2025 | Adjustments 5/31/2025 | Uncollectibles 5/31/2025 | Collections 9/1/02-5/31/2025 | Receivables 5/31/2025 | Percent Collected |
|---|---|---|---|---|---|---|
| 2024 | 8,147.14 | (23,215.40) | | 5,180,760.96 | 76,639.06 | 98.54 |
| 2023 | 264.58 | (1,067.61) | | 5,133,170.52 | 17,101.12 | 99.67 |
| 2022 | 169.25 | (7.59) | | 4,746,912.12 | 5,731.26 | 99.88 |
| 2021 | 2.34 | | | 4,467,913.30 | 4,327.11 | 99.90 |
| 2020 | 4.17 | | | 4,427,600.55 | 10,061.40 | 99.77 |
| 2019 | | | | 4,143,884.75 | 3,362.48 | 99.92 |
| 2018 | | | | 3,972,803.86 | 3,101.34 | 99.92 |
| 2017 | | | | 3,946,144.96 | 4,003.89 | 99.90 |
| 2016 | | | | 4,094,373.43 | 2,631.67 | 99.94 |
| 2015 | | | | 3,562,183.40 | 2,411.25 | 99.93 |
| 2014 | | | | 3,185,055.01 | 781.18 | 99.98 |
| 2013 | | | | 2,709,337.70 | 149.56 | 99.99 |
| 2012 | | | | 2,362,777.87 | 49.76 | 99.99 |
| 2011 | | | | 2,212,265.82 | 50.65 | 99.99 |
| 2010 | | | | 2,128,342.91 | 1.39 | 99.99 |
| 2009 | | | | 2,116,045.06 | | 100.00 |
| 2008 | | | | 2,023,101.50 | 45.89 | 99.99 |
| 2007 | | | | 1,551,089.74 | | 100.00 |
| 2006 | | | | 1,295,895.63 | - | 99.99 |
| 2005 | | | | 1,234,450.30 | | 100.00 |
| 2004 | | | | 1,183,763.58 | | 100.00 |
| 2003 | | | | 1,176,492.84 | | 100.00 |
| 2002 | | | 3,064.15 | 1,137,294.72 | | 100.00 |
| **Total** | | | | **62,810,899.57** | **130,449.01** | **99.91** |

## CURRENT CERTIFIED VALUES & HISTORICAL DATA

| Year | Debt Rate | M&O Rate | Total Tax Rate | Original Value | Adjustments | Adjusted Value | Levy |
|---|---|---|---|---|---|---|---|
| 2024 | 0.00371 | 0.12879 | 0.13250 | 3,975,020,438 | (7,171,365) | 3,967,849,073 | 5,257,400.02 |
| 2023 | 0.00371 | 0.13129 | 0.13500 | 3,904,886,305 | (89,870,278) | 3,815,016,027 | 5,150,271.64 |
| 2022 | 0.00422 | 0.13078 | 0.13500 | 3,586,218,997 | (65,742,419) | 3,520,476,578 | 4,752,643.38 |
| 2021 | 0.00437 | 0.13063 | 0.13500 | 3,242,603,904 | 70,166,771 | 3,312,770,675 | 4,472,240.41 |
| 2020 | 0.00420 | 0.13080 | 0.13500 | 3,240,353,904 | 46,803,099 | 3,287,157,003 | 4,437,661.95 |
| 2019 | 0.00452 | 0.13048 | 0.13500 | 3,093,900,525 | (21,865,535) | 3,072,034,990 | 4,147,247.23 |
| 2018 | 0.00487 | 0.13013 | 0.13500 | 2,927,322,899 | 17,792,067 | 2,945,114,966 | 3,975,905.20 |
| 2017 | 0.00520 | 0.13480 | 0.14000 | 2,845,085,595 | (23,550,701) | 2,821,534,894 | 3,950,148.85 |
| 2016 | 0.00595 | 0.14405 | 0.15000 | 2,726,739,654 | 4,597,080 | 2,731,336,734 | 4,097,005.10 |
| 2015 | 0.00595 | 0.14405 | 0.15000 | 2,295,134,148 | 81,262,286 | 2,376,396,434 | 3,564,594.65 |
| 2014 | 0.00680 | 0.14320 | 0.15000 | 2,053,214,277 | 70,676,514 | 2,123,890,791 | 3,185,836.19 |
| 2013 | 0.00830 | 0.14170 | 0.15000 | 1,706,691,342 | 99,633,498 | 1,806,324,840 | 2,709,487.26 |
| 2012 | 0.00000 | 0.15000 | 0.15000 | 1,484,341,651 | 90,876,767 | 1,575,218,418 | 2,362,827.63 |
| 2011 | 0.00000 | 0.15000 | 0.15000 | 1,324,980,717 | 149,896,928 | 1,474,877,645 | 2,212,316.47 |
| 2010 | 0.00000 | 0.15000 | 0.15000 | 1,288,477,923 | 130,418,278 | 1,418,896,201 | 2,128,344.30 |
| 2009 | 0.00000 | 0.15000 | 0.15000 | 1,364,387,616 | 46,309,090 | 1,410,696,706 | 2,116,045.06 |
| 2008 | 0.00000 | 0.15000 | 0.15000 | 1,285,194,487 | 63,570,437 | 1,348,764,924 | 2,023,147.39 |
| 2007 | 0.00000 | 0.13500 | 0.13500 | 1,092,363,596 | 56,591,767 | 1,148,955,363 | 1,551,089.74 |
| 2006 | 0.00000 | 0.12600 | 0.12600 | 910,413,139 | 118,075,454 | 1,028,488,593 | 1,295,895.63 |
| 2005 | 0.00000 | 0.12959 | 0.12959 | 729,921,507 | 222,659,945 | 952,581,452 | 1,234,450.30 |
| 2004 | 0.00000 | 0.12959 | 0.12959 | 913,468,310 | | 913,468,310 | 1,183,763.58 |
| 2003 | 0.00000 | 0.13000 | 0.13000 | 904,994,490 | | 904,994,490 | 1,176,492.84 |
| 2002 | 0.00000 | 0.13000 | 0.13000 | 877,199,130 | | 877,199,130 | 1,140,358.87 |
| **Total** | | | | | | | **62,867,773.67** |

# Project Status Report as of June 12, 2025

## CONSTRUCTION PROJECTS

Shepherd Drainage and Roadway Improvements: Project contractor is Harper Brothers Construction, LLC. The construction start date was March 20, 2021, and the total contract time is 912 days. The contract completion date was September 17, 2023, and was extended to January 24, 2024, by Change Order. The contractor is over 100% complete due to several quantity over-runs and the contractor is substantially compete as of January 23, 2024.

Project progress is as follows.

1. Completed all roadway, drainage, and wet utilities work for the project.
2. Utility duct banks and CNP duct banks are complete. All utilities have pulled cables for telecom and electric.
3. All telecom utilities including Comcast have now completed all work and relocated their facilities to Underground.
4. Storm sewer TV is complete, reviewed and approved.
5. Pedestrian lights are active.
6. CNP streetlight have passed inspection and partially completed the work in September. CNP installed few light poles and waiting on contractor to clear the ducts.
7. All traffic signal work complete and functioning.
8. The contractor has completed back of curb improvements including irrigation. All bus shelters are also installed.
9. CNP completed installation of new terminal poles.
10. A few sidewalk ramps and paver sections need to be completed where the wooden poles were pulled out.

## DESIGN PROJECTS:

**West Alabama Improvements:** LAN is providing final design services for West Alabama. 90% design plans for Alabama from Kirby to Buffalo Speedway were submitted to City of Houston in June. We received comments back from the City of Houston. Directed by COH to modify the design to accommodate 11-feet wide lanes and 6-feet wide sidewalks. Estimated construction start is now Fall for Package 1.

1. Survey – completed.
2. Geotechnical – 90% completion.
3. COH has requested an ESA Phase 2 for Package 1. Engineer has provided report for City review and approval.
4. Drainage – 90% complete.
5. CCTV Inspection of storm lines – Complete.
6. Final Roadway Alignment – Was complete but is was changed to accommodate City of Houston request.
7. ROW needs identified and submitted to Upper Kirby. Being updated due to City requested changes.
8. CNP Terminal Pole locations – identified and submitted for review.

9. Kirby to Buffalo Speedway prepared as Package 1:
    a. 90% plans were reviewed by COH.
    b. COH provided comments and provided directive for design changes.
    c. Design Team reviewed proposed changes and reworked the alignment and cross-sections.
10. Expect to bid Package 1 in early Fall 2025.

**Kirby Drive DCR**: Ardurra is currently working on the DCR for Kirby Drive between US59 and Bissonnet Street. Ardurra prepared the Stage 1 (existing conditions) DCR and presented to the City of Houston. Ardurra is working on the Stage 2 and Stage 3 DCR presentations and will schedule a presentation with Houston Public Works in March.

**Buffalo Speedway DCR:** Ardurra is working on the DCR for Buffalo Speedway between Westheimer and US59. Ardurra prepared the Stage 1 (existing conditions) DCR and presented to the City of Houston. Ardurra is working on the Stage 2 and Stage 3 DCR presentations and will schedule a presentation with Houston Public Works in March.

Upper Kirby Projects - 12 month look ahead

Jun, 2025

| | | Jun-25 | Jul-25 | Aug-25 | Sep-25 | Oct-25 | Nov-25 | Dec-25 | Jan-26 | Feb-26 | Mar-26 | Apr-26 | May-26 |
|---|---|---|---|---|---|---|---|---|---|---|---|---|---|
| Shepherd Reconstruction Westheimer to US 59 | Design | | | | | | | | | | | | |
| | Bid Phase | | | | | | | | | | | | |
| | Construction | | | | | | | | | | | | |
| West Alabama - Buffalo Speedway to Kirby | Design | | | | | | | | | | | | |
| | Bid Phase | | | | | | | | | | | | |
| | Construction | | | | | | | | | | | | |
| Buffalo Speedway - Westheimer to US 59 Design Concept Report | Design | | | | | | | | | | | | |
| | Bid Phase | | | | | | | | | | | | |
| | Construction | | | | | | | | | | | | |
| Kirby - US59 to Bissonnet Design Concept Report | Design | | | | | | | | | | | | |
| | Bid Phase | | | | | | | | | | | | |
| | Construction | | | | | | | | | | | | |

# HARRIS COUNTY IMPROVEMENT DISTRICT NO. 3
## Combined Balance Sheet -
## Governmental Fund Type and Account Group
## May 31, 2025

| | Governmental Fund Type | | | Account Group | |
|---|---|---|---|---|---|
| | General Fund | Debt Service Fund | Capital Proj. Fund | General Fixed Assets | Totals |
| **Assets** | | | | | |
| Cash | $ 4,846,193 | | | | $ 4,846,193 |
| Texpool | 7,222,102 | 181,482 | 9,470,379 | | 16,873,963 |
| Accounts Receivable - Other | 370,521 | | | | 370,521 |
| Accounts Rec. - Security Deposi | 16,025 | | | | 16,025 |
| Other Current Assets | 87,755 | | | | 87,755 |
| | | | | - | - |
| **Total Assets** | **$ 12,542,597** | **$ 181,482** | **$ 9,470,379** | **$ -** | **$ 22,194,458** |
| **Liabilities and Equity** | | | | | |
| **Liabilities** | | | | | |
| Accounts Payable | $ 158,326 | | | | $ 158,326 |
| Total Liabilities | 158,326 | - | - | - | 158,326 |
| **Equity** | | | | | |
| Investment in Gen Fixed Assets | | | | - | - |
| Restricted for Debt Service | | 181,482 | | | 181,482 |
| Restricted for Capital Projects | | | 9,470,379 | | 9,470,379 |
| Fund Balance: | | | | | |
| Assigned | 12,384,271 | | | - | 12,384,271 |
| **Total Equity** | 12,384,271 | 181,482 | 9,470,379 | - | 22,036,132 |
| **Total Liabilities and Equity** | **$ 12,542,597** | **$ 181,482** | **$ 9,470,379** | **$ -** | **$ 22,194,458** |

# HARRIS COUNTY IMPROVEMENT DISTRICT NO. 3
## Statement of Revenues, Expenditures and Changes in Fund Balance
## Month and Seven Months Ended
## May 31, 2025

| | Month May 2025 | Year to Date | 2025 Budget | YTD as a % of Budget |
|---|---|---|---|---|
| **GENERAL OPERATING FUND** | | | | |
| **Revenues** | | | | |
| Property Taxes | $ 135 | $ 4,906,150 | $ 4,724,818 | 103.8% |
| Contract Patrol | 1,729 | 10,604 | 16,000 | 66.3% |
| Interest | 26,478 | 190,165 | 85,000 | 223.7% |
| **Total Revenues** | **28,342** | **5,106,920** | **4,825,818** | **105.8%** |
| **Expenditures** | | | | |
| Security & Public Safety | 35,695 | 350,242 | 658,072 | 53.2% |
| Planning & Urban Design | 366,079 | 998,001 | 5,029,890 | 19.8% |
| Public Relations & Business Development | (3,276) | 167,932 | 492,794 | 34.1% |
| Program Support Services | (34,278) | 221,232 | 455,471 | 48.6% |
| **Total Expenditures** | **364,220** | **1,737,407** | **6,636,226** | **26.2%** |
| **Other Funding Sources** | | | | |
| Other Income | - | | - | |
| Reserve for Litigated Taxes | | | 260,000 | |
| Unrestricted Contributions to Capital | - | - | 2,450,000 | |
| Long Term Debt | | | 146,565 | |
| **Total Other Fund Sources** | **-** | **-** | **2,856,565** | |
| **Revenues Over (Under) Expenditures** | **$ (335,878)** | **$ 3,369,513** | **$ 1,046,157** | |
| **CAPITAL PROJECTS FUND** | | | | |
| **Revenue** | | | | |
| Bond Income | - | - | - | |
| Grant Income | - | - | | |
| Interest Income | 34,522 | 240,185 | 200,000 | |
| **Total Revenue** | **34,522** | **240,185** | **200,000** | |
| **Other Financing Souces(Uses)** | | | | |
| Bond Fees | - | | | |
| Transfer from GOF | | - | | |
| Transfer to DSF | - | | | |
| | - | - | - | |
| **Revenue Over (Under) Exps - CPF** | **$ 34,522** | **$ 240,185** | **$ 200,000** | |

# HARRIS COUNTY IMPROVEMENT DISTRICT NO. 3
## Statement of Revenues, Expenditures and Changes in Fund Balance
## Month and Seven Months Ended
## May 31, 2025

| | Month May 2025 | Year to Date | 2025 Budget | YTD as a % of Budget |
|---|---|---|---|---|
| **DEBT SERVICE FUND** | | | | |
| **Revenue** | | | | |
| Interest Income | 662 | 4,603 | 15,000 | 30.7% |
| **Total Revenue** | 662 | 4,603 | | |
| **Expenditures** | | | | |
| Administrative Fee | - | | 750 | 0.0% |
| Interest - Bond | - | 41,383 | 81,565 | 50.7% |
| Principal payments- Bond | - | 65,000 | 65,000 | 100.0% |
| **Total Debt Service Expenses** | - | 106,383 | 147,315 | |
| **Other Financing Sources (Uses)** | | | | |
| Bond Proceeds | | | - | |
| Transfer to/from CPF | - | | | |
| * | - | - | - | - |
| **Revenue Over (Under) Exps - DSF** | **$ 662** | **$ (101,780)** | **$ (147,315)** | |
| Net Change in Consolidated Fund Balances | $ (300,694.43) | 3,507,918 | | |
| Consolidated Fund Balances Beginning | $ 22,393,542 | $ 18,584,929 | | |
| **Consolidated Fund Balance Ending** | **$ 22,092,847** | **$ 22,092,847** | - | |
| | | | - | |

# HARRIS COUNTY IMPROVEMENT DISTRICT NO. 3
## Schedule of Expenditures
## Planning and Design
## Month and Seven Months Ended
## May 31, 2025

| | Month May 2025 | Year to Date | 2025 Budget | YTD as a % of Budget |
|---|---|---|---|---|
| **Direct Expenditures** | | | | |
| **Operations and Maintenance** | | | | |
| Landscape Maintenance | | | | |
| Contract Maintenance | - | 124,308 | 220,000 | 56.5% |
| Irrigation Repair/Replacement | 2,039 | 10,243 | 75,000 | 13.7% |
| Plant Replacement | - | - | 100,000 | 0.0% |
| Landscape Maint - Other | - | 102,344 | | |
| Park Maintenance | 45,000 | 105,000 | 180,000 | 58.3% |
| Phone Booth Maintenance | - | - | 5,000 | 0.0% |
| Streetscape Repair & Mtn | 40 | 116,009 | 245,000 | 47.4% |
| Tree Preservation | 980 | 1,480 | 40,000 | 3.7% |
| US 59 Service Rd Maintenance | - | 3,810 | 6,000 | 63.5% |
| Utilities - ROW | 3,323 | 19,165 | 75,000 | 25.6% |
| Equipment Purchases | - | - | 10,000 | 0.0% |
| **Planning & Urban Design** | | | | |
| Transportation Consultant | 2,800 | 49,719 | 160,000 | 31.1% |
| Program Management Consultants | - | 735 | 20,000 | 3.7% |
| Streetscape Planning & Design | - | - | 215,000 | 0.0% |
| **Capital Improvements** | | | | |
| West Alabama Utility Relocation | | | 3,000,000 | 0.0% |
| Eastside Reconstruction | 304,012 | 304,012 | - | |
| West Alabama Reconstruction | | | 1,000,000 | 0.0% |
| Edloe Yards | 12,800 | 12,800 | | |
| **Total Direct Expenditures** | **370,993** | **849,625** | **5,351,000** | **15.9%** |
| **Allocation of Program Support Services** | (4,914) | 148,376 | 403,011 | 36.8% |
| **Total Expenditures** | 366,079 | 998,001 | 5,754,011 | 17.3% |

# HARRIS COUNTY IMPROVEMENT DISTRICT NO. 3
## Schedule of Expenditures
## Public Relations
## Month and Seven Months Ended
## May 31, 2025

| | Month May 2025 | Year to Date | 2025 Budget | YTD as a % of Budget |
|---|---|---|---|---|
| **Direct Expenditures** | | | | |
| Public Relations | - | - | 10,000 | 0.0% |
| Community Outreach | | | 7,500 | 0.0% |
| Public Art | | | 20,000 | 0.0% |
| Holiday Lighting/Banners | - | 69,014 | 275,000 | 25.1% |
| Events | | | 10,000 | 0.0% |
| **Total Direct Expenditures** | **-** | **69,014** | **322,500** | **21.4%** |
| **Allocation of Program Support Services** | (3,276) | 98,918 | 268,674 | 36.8% |
| **Total Expenditures** | (3,276) | 167,932 | 591,174 | 28.4% |

# HARRIS COUNTY IMPROVEMENT DISTRICT NO. 3
## Schedule of Expenditures
## Program Support Services
## Month and Seven Months Ended
## May 31, 2025

| | Month May 2025 | Year to Date | 2025 Budget | YTD as a % of Budget |
|---|---|---|---|---|
| **Direct Expenditures** | | | | |
| Payroll, Taxes and Benefits | (58,655) | 369,028 | 1,125,194 | 32.8% |
| Levy Park Conservancy Payroll | - | 367,408 | 994,308 | 37.0% |
| Legal - general and meeting | - | 16,808 | 40,000 | 42.0% |
| Bond Issue Expenses | - | - | 1,000 | 0.0% |
| Accounting Fees | 2,200 | 56,397 | 175,000 | 32.2% |
| Audit Fees | - | 16,250 | 26,000 | 62.5% |
| Insurance | - | 35,697 | 33,000 | 108.2% |
| Bank Fees | 543 | 3,779 | 6,500 | 58.1% |
| Dues & Seminars | - | 19,484 | 18,740 | 104.0% |
| Legal Notices | - | 500 | - | 0.0% |
| Office Rent | 11,345 | 55,421 | 150,000 | 36.9% |
| Office Supplies | - | 903 | 4,000 | 22.6% |
| Other Office | 1,825 | 15,925 | 35,000 | 45.5% |
| Professional Development | - | 825 | 3,000 | 27.5% |
| Travel | - | 1,804 | 3,000 | 60.1% |
| Records Storage | 105 | 745 | 2,000 | 37.2% |
| Contract Labor | - | - | 2,500 | 0.0% |
| Consultant | - | - | 5,000 | 0.0% |
| Appraisal District Fees | 9,874 | 27,491 | 50,000 | 55.0% |
| Tax Consultant | - | - | 6,000 | 0.0% |
| Vehicle | - | 712 | 1,500 | 47.4% |
| Capital Outlay | - | - | 5,000 | 0.0% |
| **Total Direct Expenditures** | **(32,762)** | **989,176** | **2,686,742** | **36.8%** |
| **Support Allocations** | | | | |
| TIRZ Reimbursement - Admin | (12,000) | (84,000) | (274,480) | 30.6% |
| Reimbursement Metro | | | - | |
| UKDF/LPC Reimbursement | - | (367,408) | (1,064,757) | 34.5% |
| **Programs** | | | | |
| Security & Public Safety | 2,293 | (69,242) | (188,072) | 36.8% |
| Planning & Urban Design | 4,914 | (148,376) | (403,011) | 36.8% |
| Public Relations & Business Development | 3,276 | (98,918) | (268,674) | 36.8% |
| **Total Expenditures** | **(34,278)** | **221,232** | **487,748** | **45.4%** |

# HARRIS COUNTY IMPROVEMENT DISTRICT NO. 3
## Schedule of Expenditures
## Security and Public Safety
## Month and Seven Months Ended
## May 31, 2025

| | Month May 2025 | Year to Date | 2025 Budget | YTD as a % of Budget |
|---|---|---|---|---|
| **Direct Expenditures** | | | | |
| Security Patrol | 37,988 | 280,999 | 470,000 | 59.8% |
| **Total Direct Expenditures** | **37,988** | **280,999** | **470,000** | **59.8%** |
| **Allocation of Program Support Services** | (2,293) | 69,242 | 188,072 | 36.8% |
| Total Expenditures | 35,695 | 350,242 | 658,072 | 53.2% |

# HARRIS COUNTY IMPROVEMENT DISTRICT NO. 3
## Combined Balance Sheet -
## Governmental Fund Type and Account Group
## April 30, 2025

| | Governmental Fund Type | | | Account Group | |
|---|---|---|---|---|---|
| | General Fund | Debt Service Fund | Capital Proj. Fund | General Fixed Assets | Totals |
| **Assets** | | | | | |
| Cash | $ 5,351,273 | | | | $ 5,351,273 |
| Texpool | 7,292,081 | 180,821 | 9,435,857 | | 16,908,759 |
| Accounts Receivable - Other | 147,868 | | | | 147,868 |
| Accounts Rec. - Security Deposi | 16,025 | | | | 16,025 |
| Other Current Assets | 6,806 | | | | 6,806 |
| | | | | - | - |
| **Total Assets** | **$ 12,814,055** | **$ 180,821** | **$ 9,435,857** | **$ -** | **$ 22,430,732** |
| **Liabilities and Equity** | | | | | |
| **Liabilities** | | | | | |
| Accounts Payable | $ 174,855 | | | | $ 174,855 |
| Total Liabilities | 174,855 | - | - | - | 174,855 |
| **Equity** | | | | | |
| Investment in Gen Fixed Assets | | | | - | - |
| Restricted for Debt Service | | 180,821 | | | 180,821 |
| Restricted for Capital Projects | | | 9,435,857 | | 9,435,857 |
| Fund Balance: | | | | | |
| Assigned | 12,639,200 | | | - | 12,639,200 |
| **Total Equity** | 12,639,200 | 180,821 | 9,435,857 | - | 22,255,877 |
| **Total Liabilities and Equity** | **$ 12,814,055** | **$ 180,821** | **$ 9,435,857** | **$ -** | **$ 22,430,732** |

# HARRIS COUNTY IMPROVEMENT DISTRICT NO. 3
## Statement of Revenues, Expenditures and Changes in Fund Balance
## Month and Six Months Ended
## April 30, 2025

| | Month Apr 2025 | Year to Date | 2025 Budget | YTD as a % of Budget |
|---|---|---|---|---|
| **GENERAL OPERATING FUND** | | | | |
| **Revenues** | | | | |
| Property Taxes | $ 218 | $ 4,906,016 | $ 4,724,818 | 103.8% |
| Contract Patrol | 1,620 | 8,875 | 16,000 | 55.5% |
| Interest | 25,943 | 163,687 | 85,000 | 192.6% |
| **Total Revenues** | **27,781** | **5,078,578** | **4,825,818** | **105.2%** |
| **Expenditures** | | | | |
| Security & Public Safety | 46,185 | 314,546 | 658,072 | 47.8% |
| Planning & Urban Design | 85,562 | 631,922 | 5,029,890 | 12.6% |
| Public Relations & Business Development | 11,749 | 171,208 | 492,794 | 34.7% |
| Program Support Services | 7,659 | 255,510 | 455,471 | 56.1% |
| **Total Expenditures** | **151,155** | **1,373,187** | **6,636,226** | **20.7%** |
| **Other Funding Sources** | | | | |
| Other Income | - | | - | |
| Reserve for Litigated Taxes | | | 260,000 | |
| Unrestricted Contributions to Capital | - | - | 2,450,000 | |
| Long Term Debt | | | 146,565 | |
| **Total Other Fund Sources** | **-** | **-** | **2,856,565** | |
| **Revenues Over (Under) Expenditures** | **$ (123,374)** | **$ 3,705,390** | **$ 1,046,157** | |
| **CAPITAL PROJECTS FUND** | | | | |
| **Revenue** | | | | |
| Bond Income | - | - | - | |
| Grant Income | - | - | | |
| Interest Income | 33,505 | 205,664 | 200,000 | |
| **Total Revenue** | **33,505** | **205,664** | **200,000** | |
| **Other Financing Souces(Uses)** | | | | |
| Bond Fees | - | | | |
| Transfer from GOF | | - | | |
| Transfer to DSF | - | | | |
| | - | - | - | |
| **Revenue Over (Under) Exps - CPF** | **$ 33,505** | **$ 205,664** | **$ 200,000** | |

No assurance is provided on these financial statements

Unaudited
Accrual Basis

# HARRIS COUNTY IMPROVEMENT DISTRICT NO. 3
## Statement of Revenues, Expenditures and Changes in Fund Balance
## Month and Six Months Ended
## April 30, 2025

| | Month Apr 2025 | Year to Date | 2025 Budget | YTD as a % of Budget |
|---|---|---|---|---|
| **DEBT SERVICE FUND** | | | | |
| **Revenue** | | | | |
| Interest Income | 642 | 3,941 | 15,000 | 26.3% |
| **Total Revenue** | 642 | 3,941 | | |
| **Expenditures** | | | | |
| Administrative Fee | - | | 750 | 0.0% |
| Interest - Bond | - | 41,383 | 81,565 | 50.7% |
| Principal payments- Bond | - | 65,000 | 65,000 | 100.0% |
| **Total Debt Service Expenses** | - | 106,383 | 147,315 | |
| **Other Financing Sources (Uses)** | | | | |
| Bond Proceeds | | | - | |
| Transfer to/from CPF | - | | | |
| * | - | - | - | - |
| **Revenue Over (Under) Exps - DSF** | **$ 642** | **$ (102,441)** | **$ (147,315)** | |
| Net Change in Consolidated Fund Balances | $ (89,227.30) | 3,808,613 | | |
| Consolidated Fund Balances Beginning | $ 22,482,769 | $ 18,584,929 | | |
| **Consolidated Fund Balance Ending** | **$ 22,393,542** | **$ 22,393,542** | **-** | |
| | | | - | |

# HARRIS COUNTY IMPROVEMENT DISTRICT NO. 3
## Schedule of Expenditures
## Planning and Design
## Month and Six Months Ended
## April 30, 2025

| | Month Apr 2025 | Year to Date | 2025 Budget | YTD as a % of Budget |
|---|---|---|---|---|
| **Direct Expenditures** | | | | |
| **Operations and Maintenance** | | | | |
| Landscape Maintenance | | | | |
| Contract Maintenance | 21,400 | 124,308 | 220,000 | 56.5% |
| Irrigation Repair/Replacement | 1,804 | 8,204 | 75,000 | 10.9% |
| Plant Replacement | - | - | 100,000 | 0.0% |
| Landscape Maint - Other | 9,834 | 102,344 | | |
| Park Maintenance | - | 60,000 | 180,000 | 33.3% |
| Phone Booth Maintenance | - | - | 5,000 | 0.0% |
| Streetscape Repair & Mtn | 7,613 | 115,970 | 245,000 | 47.3% |
| Tree Preservation | - | 500 | 40,000 | 1.3% |
| US 59 Service Rd Maintenance | - | 3,810 | 6,000 | 63.5% |
| Utilities - ROW | 2,423 | 15,842 | 75,000 | 21.1% |
| Equipment Purchases | - | - | 10,000 | 0.0% |
| **Planning & Urban Design** | | | | |
| Transportation Consultant | 24,864 | 46,919 | 160,000 | 29.3% |
| Program Management Consultants | - | 735 | 20,000 | 3.7% |
| Streetscape Planning & Design | - | - | 215,000 | 0.0% |
| **Capital Improvements** | | | | |
| West Alabama Utility Relocation | | | 3,000,000 | 0.0% |
| West Alabama Reconstruction | | | 1,000,000 | 0.0% |
| Shepherd Drainage System Impr - Reconstruction | - | - | - | 0.0% |
| **Total Direct Expenditures** | **67,938** | **478,632** | **5,351,000** | **8.9%** |
| **Allocation of Program Support Services** | 17,624 | 153,291 | 403,011 | 38.0% |
| **Total Expenditures** | 85,562 | 631,922 | 5,754,011 | 11.0% |

# HARRIS COUNTY IMPROVEMENT DISTRICT NO. 3
## Schedule of Expenditures
## Public Relations
## Month and Six Months Ended
## April 30, 2025

| | Month Apr 2025 | Year to Date | 2025 Budget | YTD as a % of Budget |
|---|---|---|---|---|
| **Direct Expenditures** | | | | |
| Public Relations | - | - | 10,000 | 0.0% |
| Community Outreach | | | 7,500 | 0.0% |
| Public Art | | | 20,000 | 0.0% |
| Holiday Lighting/Banners | - | 69,014 | 275,000 | 25.1% |
| Events | | | 10,000 | 0.0% |
| **Total Direct Expenditures** | **-** | **69,014** | **322,500** | **21.4%** |
| **Allocation of Program Support Services** | 11,749 | 102,194 | 268,674 | 38.0% |
| **Total Expenditures** | 11,749 | 171,208 | 591,174 | 29.0% |

# HARRIS COUNTY IMPROVEMENT DISTRICT NO. 3
## Schedule of Expenditures
## Program Support Services
## Month and Six Months Ended
## April 30, 2025

| | Month Apr 2025 | Year to Date | 2025 Budget | YTD as a % of Budget |
|---|---|---|---|---|
| **Direct Expenditures** | | | | |
| Payroll, Taxes and Benefits | 29,941 | 427,682 | 1,125,194 | 38.0% |
| Levy Park Conservancy Payroll | 60,237 | 367,408 | 994,308 | 37.0% |
| Legal - general and meeting | 7,938 | 16,808 | 40,000 | 42.0% |
| Bond Issue Expenses | - | - | 1,000 | 0.0% |
| Accounting Fees | 2,200 | 54,197 | 175,000 | 31.0% |
| Audit Fees | - | 16,250 | 26,000 | 62.5% |
| Insurance | - | 35,697 | 33,000 | 108.2% |
| Bank Fees | 598 | 3,236 | 6,500 | 49.8% |
| Dues & Seminars | - | 19,484 | 18,740 | 104.0% |
| Legal Notices | - | 500 | - | 0.0% |
| Office Rent | 10,227 | 44,076 | 150,000 | 29.4% |
| Office Supplies | 547 | 903 | 4,000 | 22.6% |
| Other Office | 4,524 | 14,067 | 35,000 | 40.2% |
| Professional Development | 300 | 825 | 3,000 | 27.5% |
| Travel | 857 | 1,804 | 3,000 | 60.1% |
| Records Storage | - | 640 | 2,000 | 32.0% |
| Contract Labor | - | - | 2,500 | 0.0% |
| Consultant | - | - | 5,000 | 0.0% |
| Appraisal District Fees | - | 17,650 | 50,000 | 35.3% |
| Tax Consultant | - | - | 6,000 | 0.0% |
| Vehicle | 125 | 711.59 | 1,500 | 47.4% |
| Capital Outlay | - | - | 5,000 | 0.0% |
| **Total Direct Expenditures** | **117,493** | **1,021,938** | **2,686,742** | **38.0%** |
| **Support Allocations** | | | | |
| TIRZ Reimbursement - Admin | (12,000) | (72,000) | (274,480) | 26.2% |
| Reimbursement Metro | | | - | |
| UKDF/LPC Reimbursement | (60,237) | (367,408) | (1,064,757) | 34.5% |
| **Programs** | | | | |
| Security & Public Safety | (8,225) | (71,536) | (188,072) | 38.0% |
| Planning & Urban Design | (17,624) | (153,291) | (403,011) | 38.0% |
| Public Relations & Business Development | (11,749) | (102,194) | (268,674) | 38.0% |
| **Total Expenditures** | **7,659** | **255,510** | **487,748** | **52.4%** |

# HARRIS COUNTY IMPROVEMENT DISTRICT NO. 3
## Schedule of Expenditures
## Security and Public Safety
## Month and Six Months Ended
## April 30, 2025

| | Month Apr 2025 | Year to Date | 2025 Budget | YTD as a % of Budget |
|---|---|---|---|---|
| **Direct Expenditures** | | | | |
| Security Patrol | 37,960 | 243,011 | 470,000 | 51.7% |
| **Total Direct Expenditures** | **37,960** | **243,011** | **470,000** | **51.7%** |
| **Allocation of Program Support Services** | 8,225 | 71,536 | 188,072 | 38.0% |
| Total Expenditures | 46,185 | 314,546 | 658,072 | 47.8% |

**HARRIS COUNTY IMPROVEMENT DISTRICT #3**
**QUARTERLY INVESTMENT REPORT**
**2ND QUARTER FISCAL YEAR 2025**
**FEBRUARY 1, 2025 to**
**APRIL 30, 2025**

| Transaction Date | | General Fund | Capital Project Fund | Debt Service Fund |
|---|---|---|---|---|
| | | TexPool | TexPool | TexPool |
| 2/1/2025 | Beginning Bal | $ 7,446,968.24 | $ 9,336,670.22 | $ 178,919.92 |
| | | | | |
| Feb 25 | Withdrawals | (54,052.94) | | |
| Feb 25 | Deposits | | | |
| Feb 25 | Interest 4.3555% | 24,737.73 | 31,195.49 | 597.80 |
| | | | | |
| Mar 25 | Withdrawals | (131,060.20) | | |
| Mar 25 | Deposits | | | - |
| Mar 25 | Interest 4.3345% | 27,022.86 | 34,486.66 | 660.87 |
| | | | | |
| Apr 2025 | Withdrawals | (47,477.47) | | |
| Apr 2025 | Deposits | - | - | - |
| Apr 2025 | Interest 4.3355% | 25,942.72 | 33,504.58 | 642.06 |
| | | | | |
| **4/30/2025** | **Balance** | **$ 7,292,080.94** | **$ 9,435,856.95** | **$ 180,820.65** |
| | | | | |
| | | | | |
| | | | | |
| | | | | |
| | | | | |
| | | | | |
| | | | | |
| | | | | |

*The investments for the District for the period are in compliance with the Public Funds Investment Act, the District's investment policy and the District's investment strategy.*

Investment Officer: _____