NOTICE OF MEETING
HARRIS COUNTY IMPROVEMENT DISTRICT NO. 3

TO: THE BOARD OF DIRECTORS OF HARRIS COUNTY IMPROVEMENT DISTRICT NO. 3, AND TO ALL OTHER INTERESTED PERSONS:

Notice is hereby given that the Board of Directors of Harris County Improvement District No. 3 will hold a **REGULAR MEETING**, open to the public, on **TUESDAY, APRIL 15, 2025,** at **9:00 a.m.,** at 3120 Southwest Freeway, Houston, Texas 77098**,** within the boundaries of the District**.** This meeting will also be conducted electronically, as provided below. Electronic copies of the meeting materials are available at https://www.upperkirby.org at such time as the meeting occurs or by contacting Audrey Lyons at alyons@sklaw.us.

TO ATTEND VIA VIDEO:
Link: https://us02web.zoom.us/j/86031836702?pwd=fa8HN9snK410gdcXxJy5L7YcObitI2.1
Meeting ID: 860 3183 6702
Passcode: 834578

TO ATTEND VIA AUDIO ONLY:
Dial: 1-346-248-7799
Meeting ID: 876 2479 9766
Passcode: 956810

At the meeting the following items will be considered and acted on:

1. **Approve minutes of February 18, 2025, meeting;**
2. **Receive comments or questions from the public;**
3. **Receive security and patrol services report;**
4. **Director matters:**
   a) Discuss appointment of new Director;
5. **Receive report on federal/state/local funding development and management** [The Goodman Corporation ("TGC")];
6. **Receive property tax advisor report:**
   a) Receive general report;
   b) Authorize other appropriate action;
7. **Project design, acquisition, and construction:**
   a) **Shepherd Drive Improvements** [UK-114]:
      i) Update on UKRA construction progress;
   b) **West Alabama Street Improvements** [UK-120]:
      i) Update on project progress;
   c) Authorize appropriate action;
8. **Facilities and grounds maintenance:**
   a) Receive general report;
   b) Authorize appropriate action;
9. **Financial and administrative matters:**
   a) Receive bookkeeping report, and authorize payment of invoices;
   b) Authorize other appropriate action;
10. **Consider adjournment.**

***The Board will conduct an in-person meeting at its physical meeting location with a quorum of the Board present; provided that some Board members may participate by videoconference as provided in Section 551.127, Government Code.**

(SEAL)

Executive Director for the District

MINUTES OF REGULAR MEETING
OF
HARRIS COUNTY IMPROVEMENT DISTRICT NO. 3

February 18, 2025

THE STATE OF TEXAS §
§
COUNTY OF HARRIS §

The Board of Directors (the "Board") of Harris County Improvement District No. 3 (the "District") met in regular session, open to the public, on the 18th day of February, 2025, at the regular meeting place, inside the boundaries of the District, and the roll was called of the duly constituted officers and members of the Board, to-wit:

Patricia Ann Chesnick	President
Cort King	Vice President
Andrew Rice	Secretary/Treasurer
Chris Gibbs	Director
Albert P. Keller	Director

and all of the said persons were present, except Director Keller.

Also attending all or portions of the meeting were Travis Younkin, Sharon Haynie, and Lee Cisneros of the District; Captain Paul Martinez of Houston Metro Coordinators ("HMC"); Lita Lemus of Utility Tax Service, LLC; Melissa Morton of The Morton Accounting Services; Kristen Hennings of Quiddity-1, Inc.; Rajesh Tanwani of Ardurra Group, LLC; Jim Webb of The Goodman Corporation ("TGC"); Suzanne Villarreal of McCall Gibson Swedlund Barfoot Ellis, PLLC ("MGSBE"); Ahmad Abbasi of Syndica; Tabitha Isreal and David Isreal of Upstanding Enterprises; and P. John Kuhl, Jr., and Audrey Lyons of Sanford Kuhl Hagan Kugle Parker Kahn LLP ("SKLaw").

President Chesnick noted that a quorum of Board members was present and called the meeting to order.

APPROVE MINUTES

The Board considered approving the minutes of the October 15, 2024, meeting. Upon motion by Director Rice, seconded by Director Gibbs, and after full discussion, the Board voted unanimously to approve the minutes, and to authorize execution by the Secretary, and if necessary, to authorize the use of facsimile, electronic, or other appropriate signatures.

RECEIVE COMMENTS OR QUESTIONS FROM THE PUBLIC

The next item on the agenda was to receive comments or questions from the public.

Ms. Israel addressed the Board, stating that Upstanding Enterprises is a PR firm that specializes in special district representation. She provided an overview of services and answered questions.

RECEIVE SECURITY AND PATROL SERVICES REPORT

Captain Martinez reviewed a patrol service activity and statistics report for the months of October, November, December, and January, noting a 3% decrease in overall crime in January. He discussed continuing issues with BMVs. He advised that the area within the District continues to be one of the safest when compared to adjacent areas.

Director Gibbs queried on possible strategies to deter BMV smash and grab incidents. Captain Martinez stated that the most efficient way to deter incidents is by removing all visible items from vehicles. He then discussed increased prosecution efforts and penalties which could help reduce incidents.

The Board took the security and patrol services report under advisement.

Captain Martinez then exited the meeting.

DIRECTOR MATTERS

Discuss appointment of new Director

Mr. Younkin reminded the Board of Director Keller's intent to resign. He discussed interest in the position by Barrett Webster. He reviewed Mr. Webster's experience and qualifications.

Mr. Kuhl advised that appropriate documentation for the appointment can be delivered to Mr. Webster, and that the Board can take final action on the appointment at a future meeting should it so desire.

REVIEW REPORT ON FEDERAL/STATE/LOCAL FUNDING DEVELOPMENT AND MANAGEMENT

Mr. Webb reviewed grant activity, noting that federal program changes and freezes have not had an impact on the District or the programs and resources utilized by the District for funding. He stated that the District does not currently have active or executed grants.

Mr. Webb discussed grant procurement efforts for the Alabama project, noting that coordination is ongoing with H-GAC for a FTA transfer.

Mr. Webb then reviewed procurement efforts for two new projects within the District, reconstruction of Kirby Drive south of US-59, and reconstruction of Buffalo Speedway north of US-59. He advised that TGC is reviewing possible H-GAC funding and congressionally directed funding.

Mr. Webb stated that since 2008, approximately $25 million of federal funding has been awarded to the District for capital projects, and commended the District on its successful roll-out of the related projects.

Mr. Abassi addressed the Board requesting an update on project timelines. Mr. Younkin advised that project progress will be addressed later in the meeting.

RECEIVE PROPERTY TAX ADVISOR REPORT

The Board then received the Property Tax Advisor Report.

Receive general report

Ms. Lemus reviewed the Property Tax Advisor's report, advising that approximately 81.56% of the 2024 taxes have been collected to date. She also reviewed a historical recap of property valuations and prior taxes levied.

The Board took the property tax advisor report under advisement.

Confirm Delinquent Tax Attorney

The next item on the agenda was to confirm the employment of the collection attorney for delinquent tax payments. Mr. Kuhl advised that the District is required by the Tax Code to employ a collection attorney for delinquent tax payments in order to assess the penalty on delinquent taxes after July 1, 2025, and that the District currently has a Contract for Collection of Delinquent Taxes with Linebarger Goggan Blair & Sampson, L.L.P. ("Linebarger").

Upon motion by Director Gibbs, seconded by Director Rice, and after full discussion, the Board voted unanimously to confirm the continued employment of Linebarger as the collection attorney for delinquent taxes due the District.

DRAFT

Adopt Order Providing for Additional Penalty for Tax Collection Costs

The next item on the agenda was to consider adoption of a proposed Order Providing for Additional Penalty for Tax Collection Costs [GO 2025-1]. Mr. Kuhl reviewed with the Board the Order, which implements such penalties, including an additional penalty of 20% on real property taxes remaining delinquent on July 1, 2025, and on personal property taxes remaining delinquent on April 1, 2025.

Upon motion by Director Gibbs, seconded by Director Rice, and after full discussion, the Board voted unanimously to adopt the Order Providing for Additional Penalty for Tax Collection Costs [GO 2025-1], and to authorize execution by the President and Secretary, and if necessary, to authorize the use of facsimile, electronic, or other appropriate signatures.

Adopt Order Concerning Tax Collection Procedures

The Board next considered adoption of a proposed Order Concerning Tax Collection Procedures [GO 2025-2]. Mr. Kuhl reviewed with the Board the Order, reflecting that split payment of taxes not be granted, and discounts for early payment of taxes not be granted.

Upon motion by Director Gibbs, seconded by Director Rice, and after full discussion, the Board voted unanimously to adopt the Order Concerning Tax Collection Procedures [GO 2025-2], and to authorize execution by the President and Secretary, and if necessary, to authorize the use of facsimile, electronic, or other appropriate signatures.

Adopt Order Concerning Exemptions from Taxation

The Board next considered adoption of an Order Concerning Exemptions from Taxation [GO 2025-3]. Mr. Kuhl reviewed with the Board the Order, which 1) exempts from property taxation by the District $15,000 of the appraised value of the residence homestead of an individual who is disabled or is sixty-five years of age or older pursuant to Section 11.13 of the Property Tax Code, 2) exempts twenty percent (20%) of the appraised value of the residence homestead of an individual pursuant to Article VIII, Section 1-b, of the Texas Constitution, and Section 11.13 of the Tax Code, and 3) provides that an exemption for qualified charitable organizations not be granted.

Upon motion by Director Gibbs, seconded by Director Rice, and after full discussion, the Board voted unanimously to adopt an Order Concerning Exemptions from Taxation [GO 2025-3], and to authorize execution by the President and Secretary, and if necessary, to authorize the use of facsimile, electronic, or other appropriate signatures.

PROJECTS REPORT

Mr. Cisneros reviewed the general project status report.

Shepherd Drive Streetscape/Landscape Improvements

Mr. Cisneros advised that the project is substantially complete, with only one telecom relocation and punch list items remaining. He advised that the project is estimated to be fully closed out in approximately 3 weeks. He stated that the recent freeze damaged some of the project's vegetation, but that the issues have since been favorably addressed.

West Alabama

Mr. Cisneros advised that the City provided a release on the project and guidance on design. He discussed likely bike path and sidewalk modifications, noting the District's efforts to maintain consistency. He discussed possible Phase 1 construction timeframes. He reminded that Phase 1 will consist of improvements from Kirby to Buffalo Speedway.

Mr. Cisneros advised that reconstruction of Kirby Drive south of US-59, and reconstruction of Buffalo Speedway north of US-59 are currently in the pre-engineering phases with Ardurra, and that preliminary reports are anticipated to be complete in the coming months.

The Board took the projects report under advisement.

FACILITIES AND GROUNDS MAINTENANCE REPORT

Receive General Report

Mr. Younkin next updated the Board on facilities and grounds maintenance matters for October, November, December, and January. He advised that there was little activity out of the ordinary. He reviewed activity related to cleanup of encampments. He also noted that landscape and irrigation work will be undertaken in coordination with the final winter freeze. He noted that TGC continues working with the District on possible FEMA funding for a portion of the storm-related work.

The Board took the facilities and grounds maintenance report under advisement.

FINANCIAL MATTERS

Receive Bookkeeping Report

The Board next received the Bookkeeping Report. Mr. Younkin reviewed with the Board the bookkeeping reports for October, November, December, and January.

The Board took the bookkeeping reports under advisement.

Approve Audit

The next item was to approve the audit for the fiscal year ended October 31, 2024. Ms. Villarreal reviewed with the Board a draft of the audit and answered questions. She advised that the District's fiscal position is excellent, and has been well managed.

Upon motion by Director Rice, seconded by Director Gibbs, and after full discussion, the Board voted unanimously to 1) approve the audit, subject to final review by the District's staff and attorney, 2) authorize execution of the related representation letter by use of facsimile, electronic, or other appropriate signature, and 3) authorize filing of the audit upon completion with all required government entities and in the offices of the District.

Authorize Filing of Official Statement Supplement (Continuing Disclosure)

The next item on the agenda was to authorize filing of the Official Statement Supplement for the Series 2013 Bonds in compliance with Securities and Exchange Commission ("SEC") Rule 15c 2-12. Mr. Kuhl advised that the SEC Rule requires that the District update and disclose certain financial and tax data in connection with the District's outstanding debt. He stated that SKLaw will prepare the report, and requested that the Board authorize filing of such report, which would permit the District to comply with SEC Rule 15c 2-12.

Adopt Order Evidencing Review of Investment Policy

The Board then considered the adoption of an Order Evidencing Review of Investment Policy [GO 2025-5]. Mr. Kuhl reviewed with the Board the terms of the Investment Policy, noting that the District is required by the Public Funds Investment Act to review said Policy annually. The Board concurred to make no changes to such Policy at this time.

Adopt Order Adopting List of Qualified Brokers

The next item on the agenda was to adopt an Order Adopting List of Qualified Brokers [GO 2025-6]. The Board reviewed a list of all qualified brokers with which the District may engage in investment transactions, in compliance with Section 2256.025 of the Texas Government Code.

Upon motion by Director Rice, seconded by Director Gibbs, and after full discussion, the Board voted unanimously to authorize SKLaw to prepare and file the above-described continuing disclosure report

upon completion, to adopt the Order Evidencing Review of Investment Policy [GO 2025-5], and to adopt the Order Adopting List of Qualified Brokers [GO 2025-6] as presented.

RECORDS MANAGEMENT MATTERS

Approve Order Amending Records Management Program

Mr. Kuhl advised that the District is required to maintain an active and continuing program for the efficient and economical management of its records. He noted that the District's current program, which includes a stated policy and RMO designation, needs updating. He reviewed the proposed update contained in the meeting packet. Upon motion by Director Rice, seconded by Director Gibbs and after full discussion, the Board voted unanimously to approve the Order Amending Records Management Program, and to authorize execution, and if necessary, to authorize the use of facsimile, electronic, or other appropriate signatures.

Approve Order Adopting Records Management Schedules and Policies

Mr. Kuhl also advised that the Records Management Program requires the establishment of retention schedules. He stated the District may use the TSLAC approved schedules, which may be updated from time to time by TSLAC. He noted the updated schedules will be automatically incorporated into the District's program without further action by the Board. Upon motion by Director Rice, seconded by Director Gibbs, and after full discussion, the Board voted unanimously to approve the Order Amending Records Management Schedules and Policies, and to authorize execution, and if necessary, to authorize the use of facsimile, electronic, or other appropriate signatures.

CONSIDER ADJOURNMENT

The next item on the agenda was to consider adjournment.

There being no further business to come before the Board, the meeting was adjourned.

_____
Secretary, Board of Directors

(SEAL)

DRAFT

Upper Kirby District Reported Criminal Incidents

Prior Month Comparison (March 2025)

	February-25	March-25	Plus / Minus	Increase / Decrease
Homicides	0	0	0%	No Change
Sexual Assault	0	0	0%	No Change
Robbery (Comm/Person)	1	2	50%	Increase
Aggravated Assault / Assaults	15	21	29%	Increase
Burglaries (Comm / Resident)	6	7	14%	Increase
Thefts	33	18	-83%	Decrease
Burglary Motor Vehicle	71	30	-137%	Decrease
Auto Theft	7	6	-17%	Decrease
Totals:	133	84	-58%	Decrease

NOTE: Part 1 REPORTED criminal incidents for March 2025 demonstrates a significant decrease of approximately 58% or 84 reported incidents within the Upper Kirby Management District. The Patrol Team has begun an initiative of monitoring and addressing the violations of consumers. They have arrested and cited several along with one subject who occupied the public right of way on Kirby Drive @ SW Frwy for Prostitution in April 2025.

Summary:

Robberies: 3/19/2025: 3500 S. Shepherd (Cindie's) / 3/29/2025: 5100 Buffalo Spwy (pedestrian on the sidewalk)

Aggravated & Simple Assaults: House of Pies (2) - Parking Lot / HEB (2) - Parking lot & Interior Store

Burglaries: Shell (3100 SW Frwy / Storage) | Extented Stay (Guest Room) | Wine Merchant (2600 S. Shepherd)

Vehicle Burglaries: Camden Greenway (6) | Memorial Herman Lot (3) | Twin Peaks (8) | Velvet Oak Tavern (2)

Vehicle Thefts: River Oaks CJDR (1) | Camden Greenway (1) | Hillstone American (1)

Date:	Event Type:	Locations	# of Events:
Homicides			
3/1-31/2025	Homicide / Murder	No Reported Incidents	0
Total Homicides:			**0**
Sexual Assaults			
3/1-31/2025	Sexual Assaults	No Reported Incidents	0
Total Sexual Assaults:			**0**
Robberies			
3/19/2025	Robbery	3500 S. Shepherd (Cindie's)	1
3/29/2025	Robbery	5100 Buffalo Spwy (Sidewalk)	1
Total Robberies:			**2**
Assaults / Aggravated Assaults			
3/1-31/2025	Assaults	Various UK Locations	21
Total Assaults:			**21**
Burglaries (Residence / Commercial)			
3/1-31/2025	Burglaries	Various UK Locations	7
Total Burglaries:			**7**
Thefts (Shoplifting, Theft from Person, Etc)			
3/1-31/2025	Thefts	Various UK Locations	18
Total Thefts:			**18**
Burglary of Vehicles			
3/1-31/2025	Burglary Motor Vehicles	Various UK Locations	30
Total Theft from Vehicle:			**30**
Motor Vehicle Thefts			
3/1-31/2025	Motor Vehicle Thefts	Various UK Locations	6
Total Theft of Vehicles:			**6**

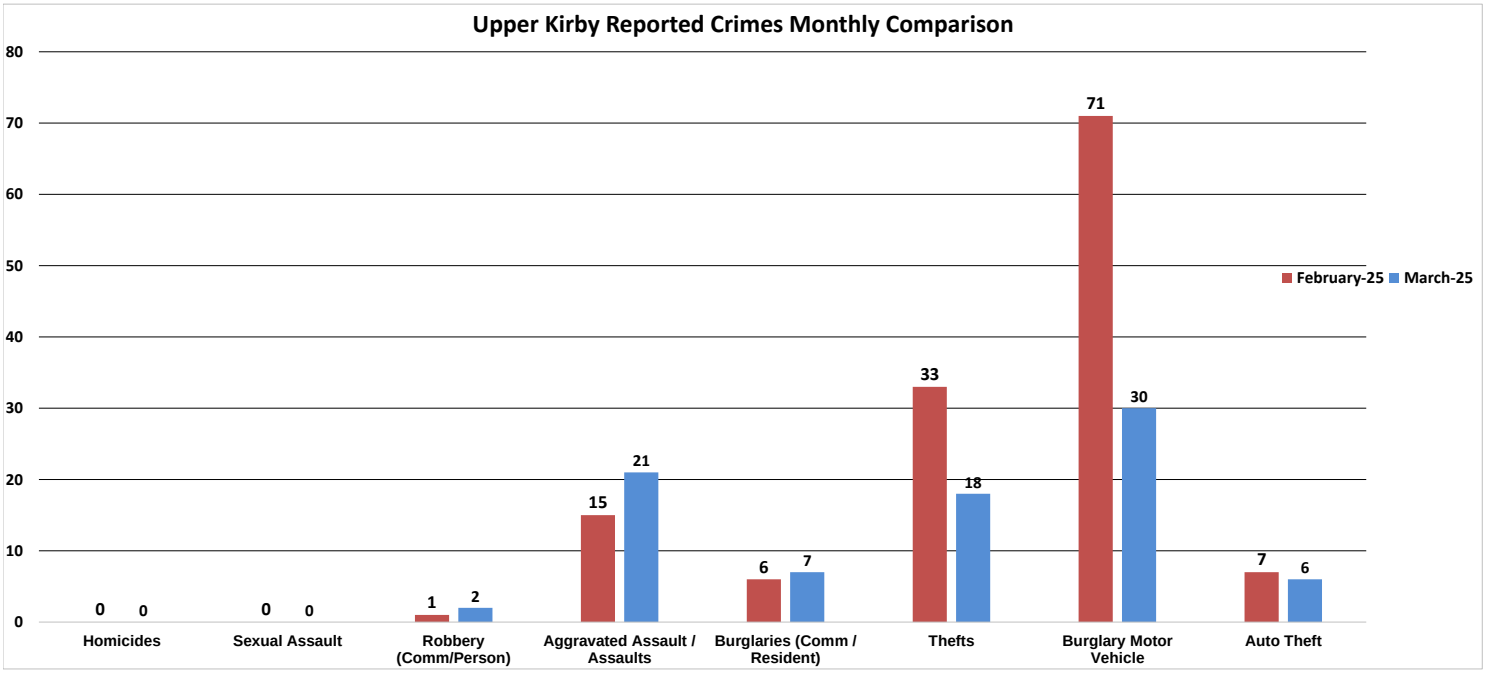

Upper Kirby Management Part 1 Crimes - 2025 Summary

	Jan.	Feb.	Mar.	Apr.	May	June	July	Aug.	Sept.	Oct.	Nov.	Dec.	YTD
Homicides	0	0	0	0	0	0	0	0	0	0	0	0	**0**
Sexual Assaults	0	0	0	0	0	0	0	0	0	0	0	0	**0**
Robberies	4	1	2	0	0	0	0	0	0	0	0	0	**7**
Assaults	20	15	21	0	0	0	0	0	0	0	0	0	**56**
Burglaries	5	6	7	0	0	0	0	0	0	0	0	0	**18**
Thefts	27	33	18	0	0	0	0	0	0	0	0	0	**78**
Vehicle Burglaries	54	71	30	0	0	0	0	0	0	0	0	0	**155**
Auto Thefts	3	7	6	0	0	0	0	0	0	0	0	0	**16**

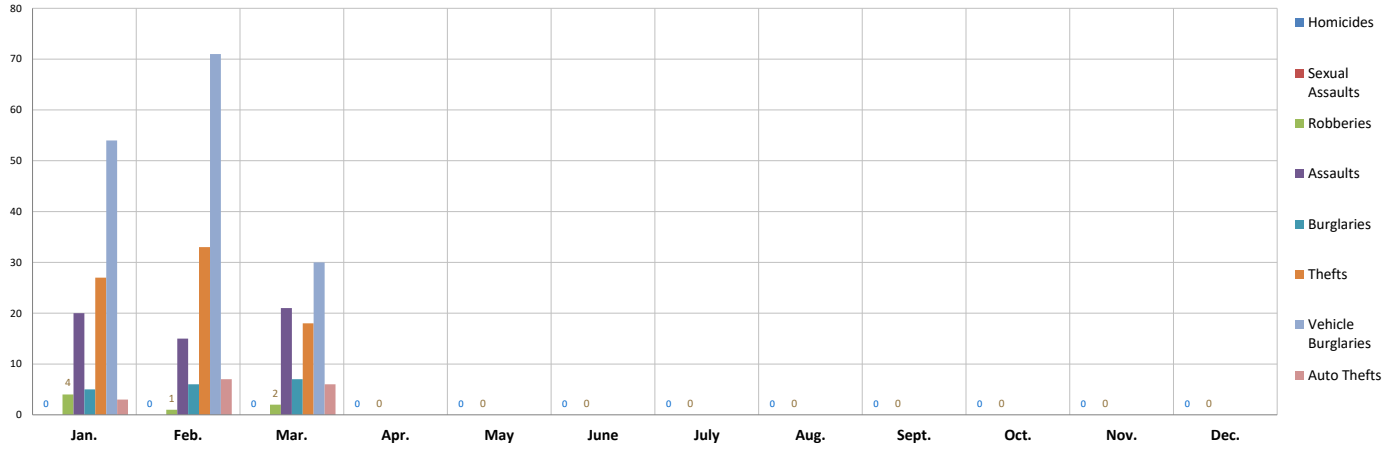

Prior Year Crime Activity Comparison

Upper Kirby Management Part 1 Crimes - 2024 Summary

	Jan.	Feb.	Mar.	Apr.	May	June	July	Aug.	Sept.	Oct.	Nov.	Dec.	YTD
Homicides	0	0	0	0	0	0	0	0	0	0	0	0	**0**
Sexual Assaults	1	0	0	1	0	1	1	1	0	0	0	1	**6**
Robberies	5	3	3	2	1	2	4	3	3	6	2	0	**34**
Assaults	12	9	17	13	22	24	5	18	25	26	19	15	**205**
Burglaries	21	8	6	14	11	5	14	9	8	4	4	8	**112**
Thefts	37	23	24	27	30	33	13	32	35	40	37	36	**367**
Burg. Vehicles	63	56	52	49	48	51	48	73	71	51	47	49	**658**
Auto Thefts	13	8	7	8	13	6	10	15	7	11	8	7	**113**

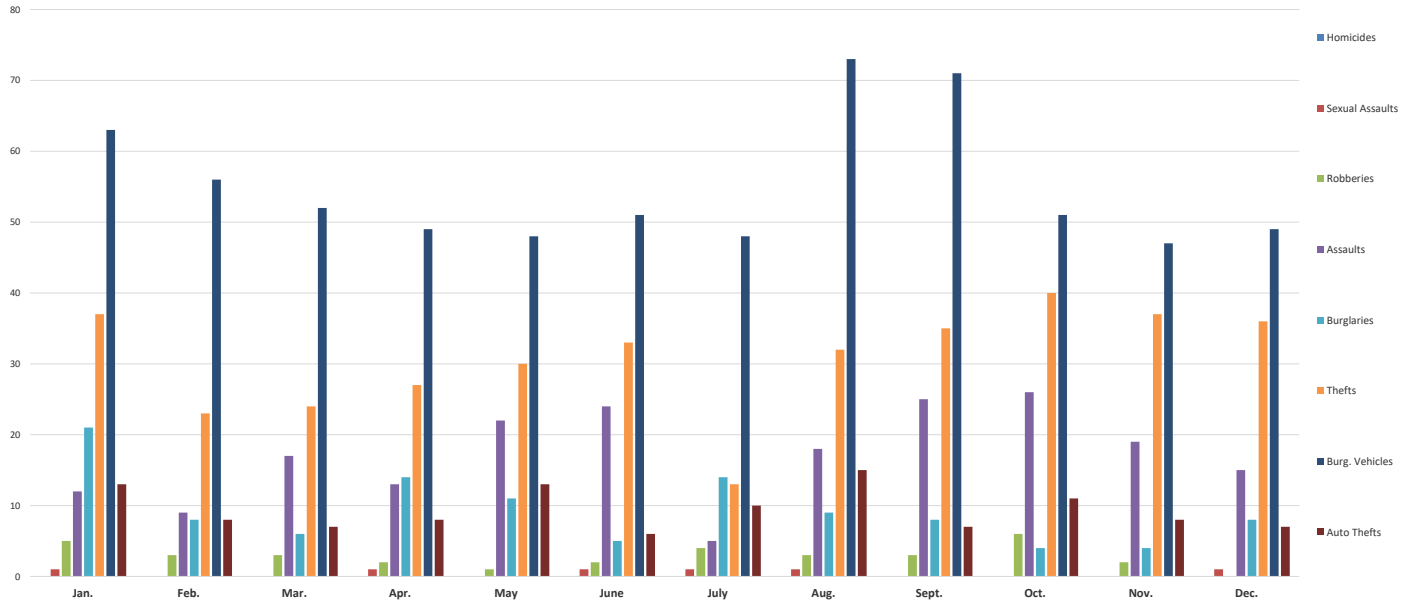

Upper Kirby Management Patrol - 2025 Summary

	Jan.	Feb.	Mar.	Apr.	May	June	July	Aug.	Sept.	Oct.	Nov.	Dec.	YTD
Reports	19	28	35	0	0	0	0	0	0	0	0	0	**82**
Arrest	2	1	3	0	0	0	0	0	0	0	0	0	**6**
Calls Received	81	104	88	0	0	0	0	0	0	0	0	0	**273**

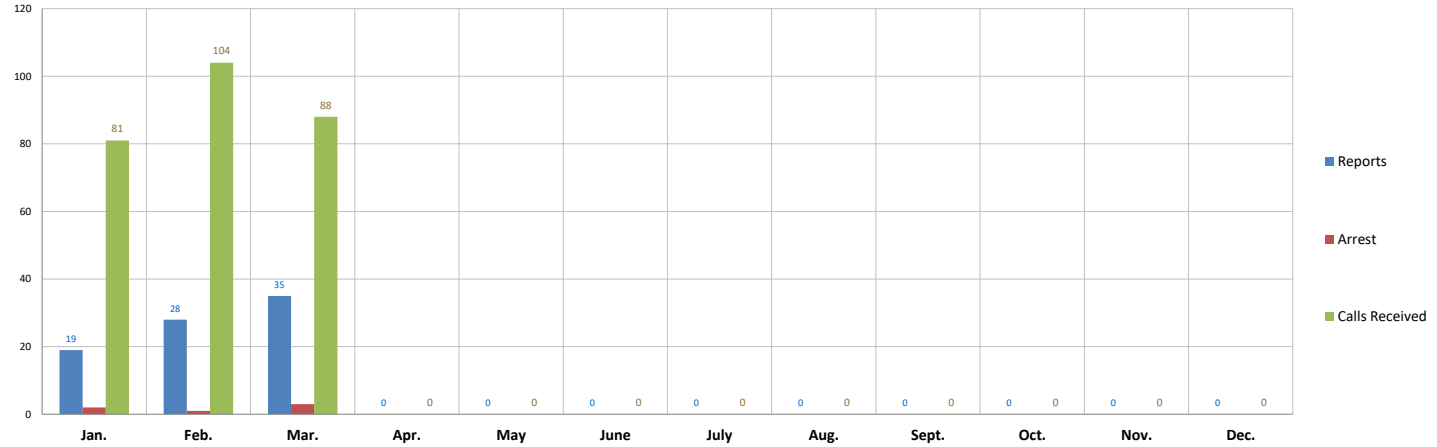

Prior Year Activity Comparison

Upper Kirby Management Patrol - 2024 Summary

	Jan.	Feb.	Mar.	Apr.	May	June	July	Aug.	Sept.	Oct.	Nov.	Dec.	YTD
Reports	24	31	29	22	38	41	27	54	67	58	75	89	**555**
Arrest	1	2	1	3	2	2	1	1	2	1	3	2	**21**
Calls Received	66	72	61	58	77	62	81	68	91	84	98	107	**925**

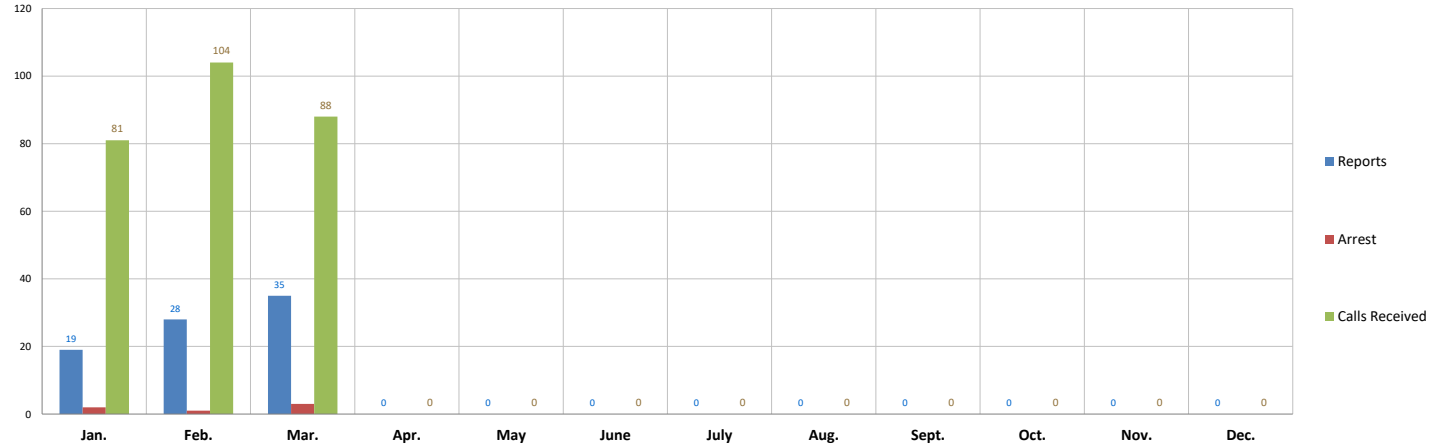

Upper Kirby Crime Map: Homicides (0)

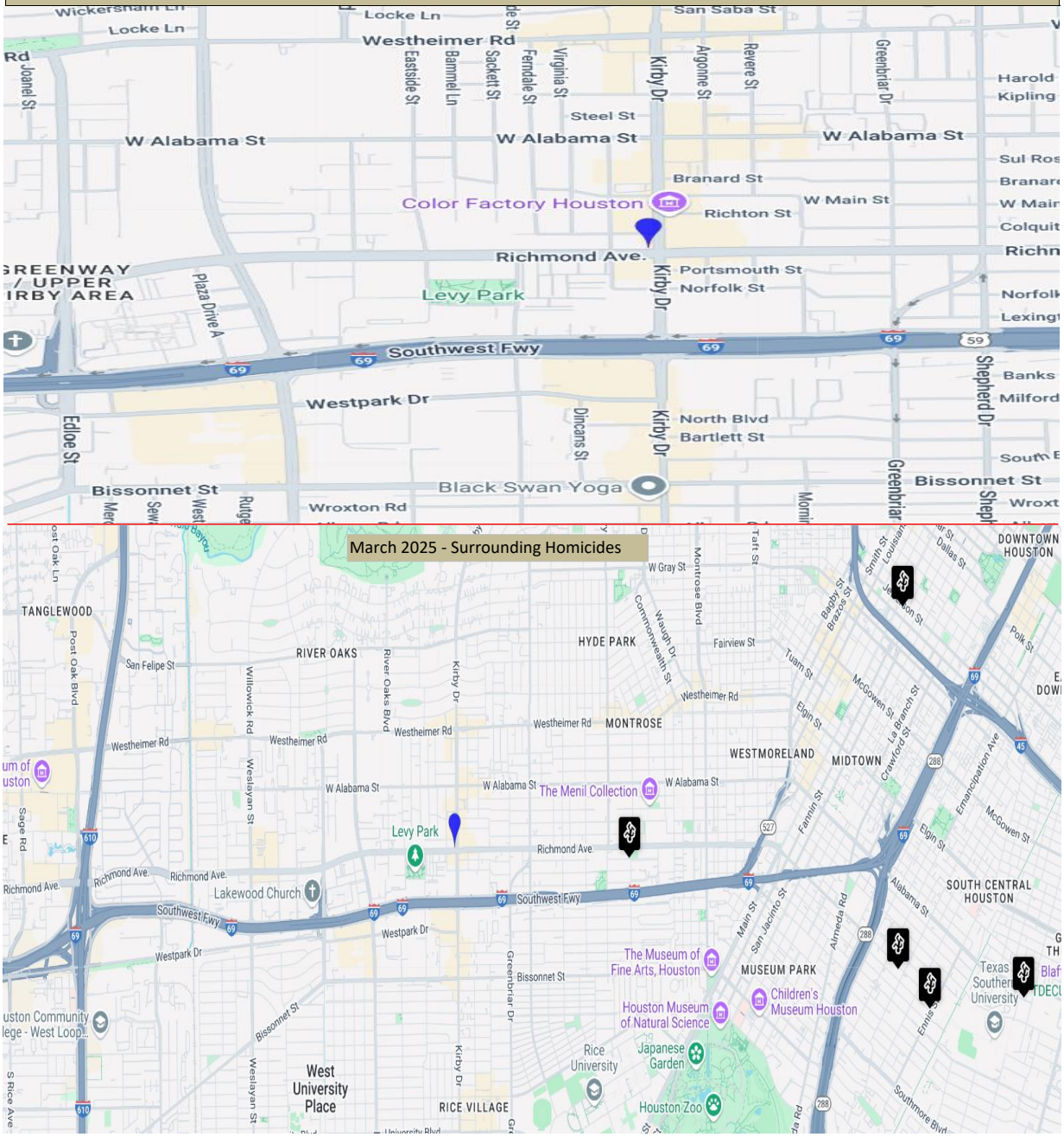

Upper Kirby Crime Map: Sexual Assaults (0)

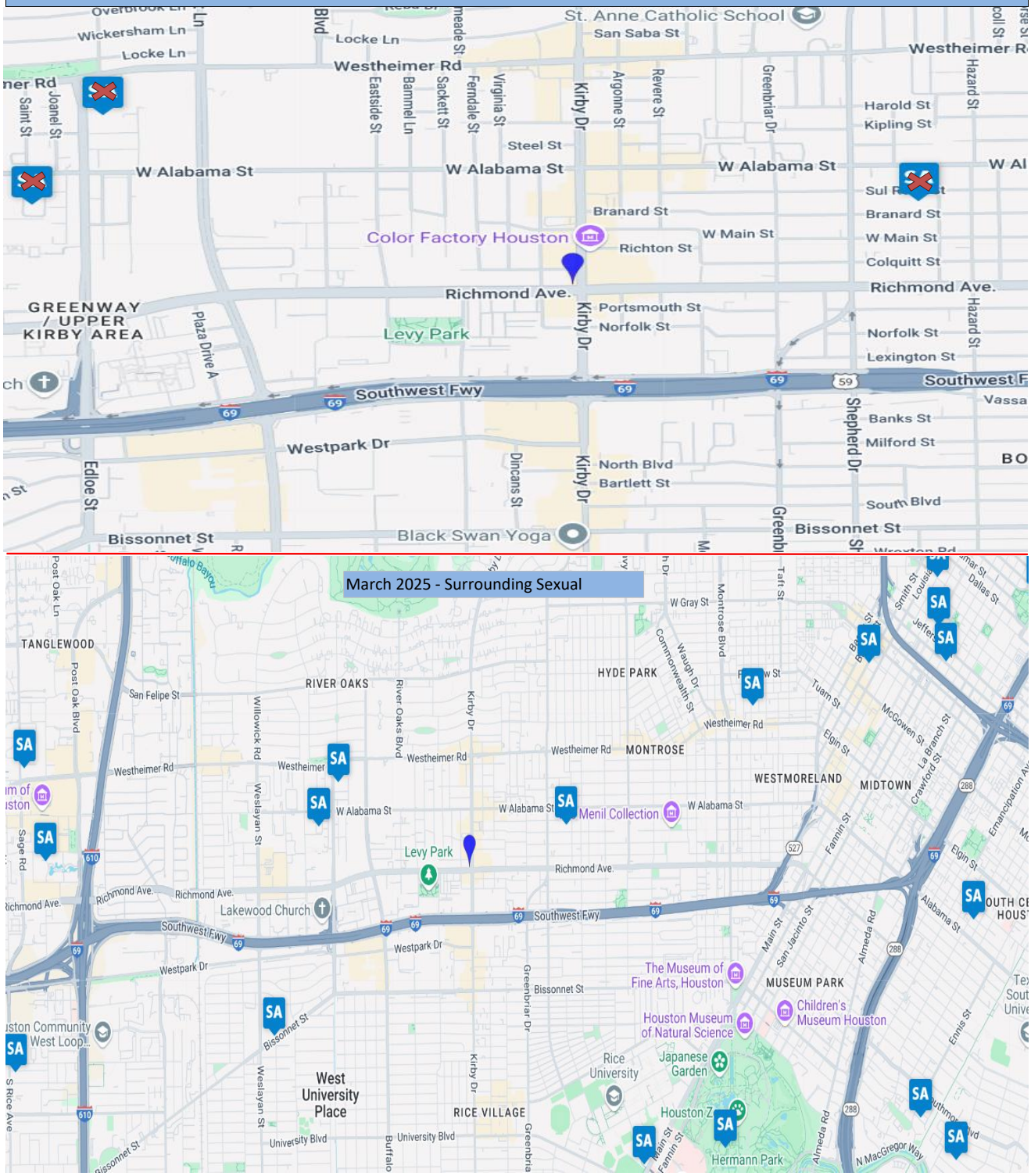

Upper Kirby Crime Map: Robberies (2)

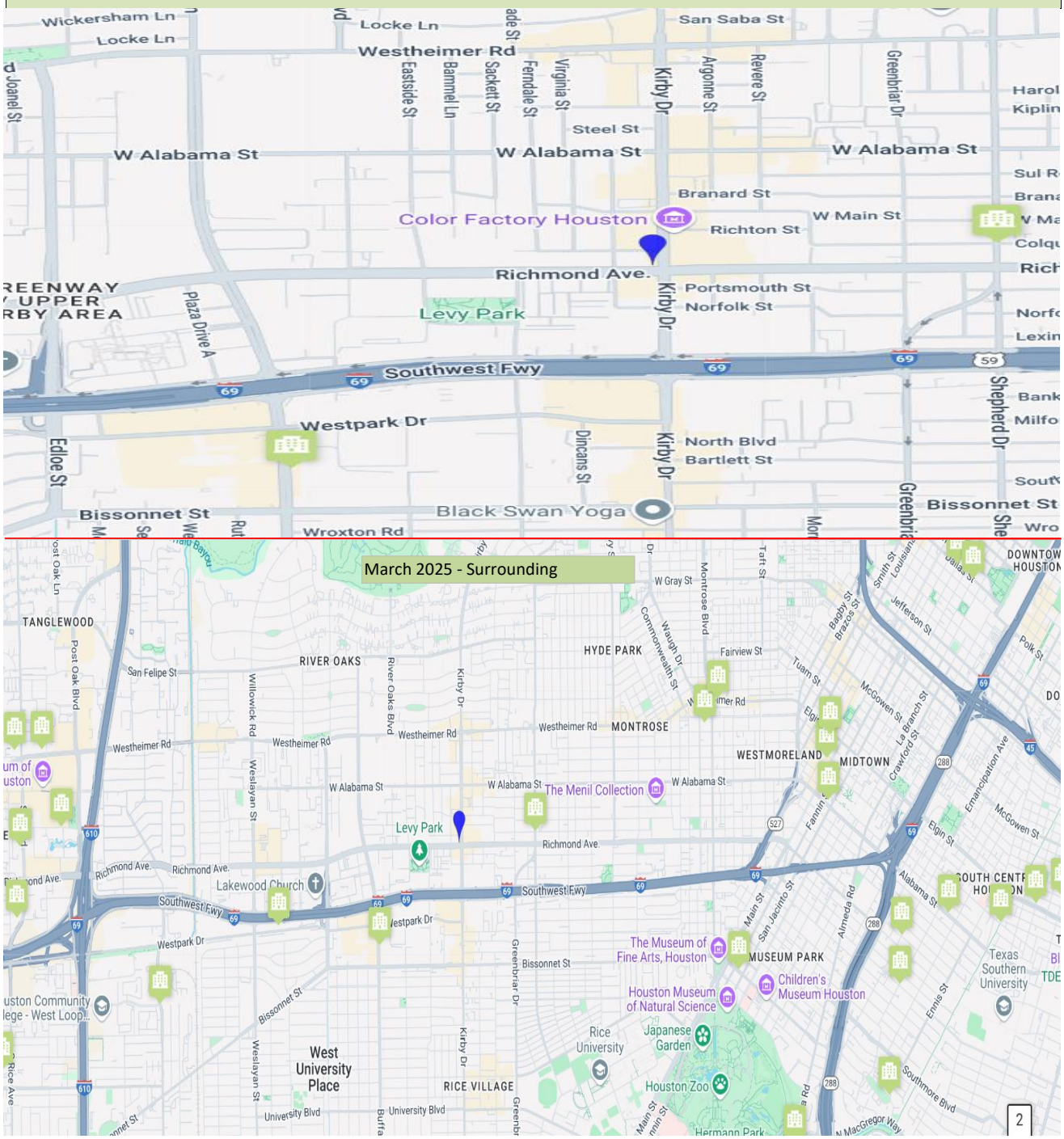

Upper Kirby Crime Map: Assaults (21)

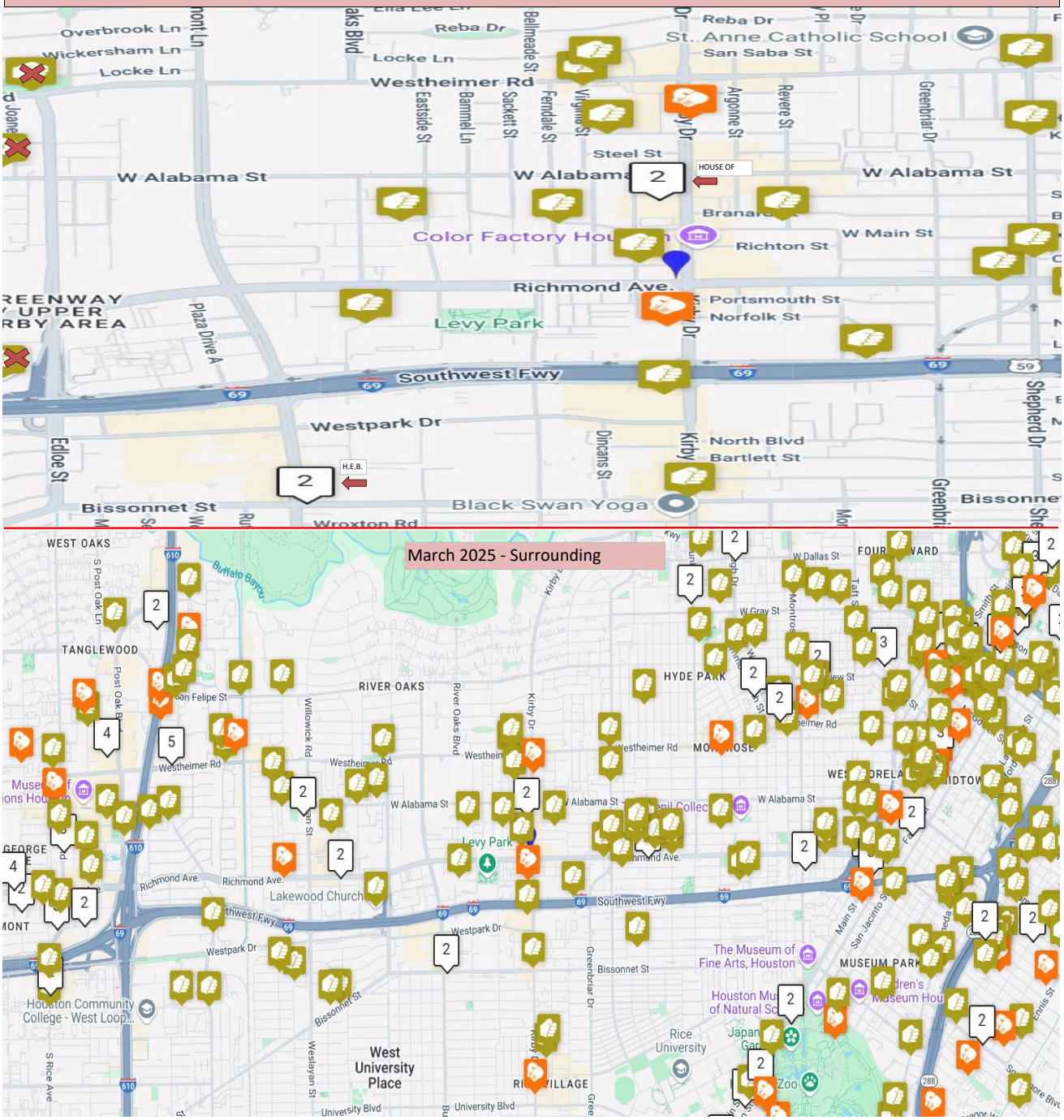

Upper Kirby Crime Map: Commercial / Residential Burglaries (7)

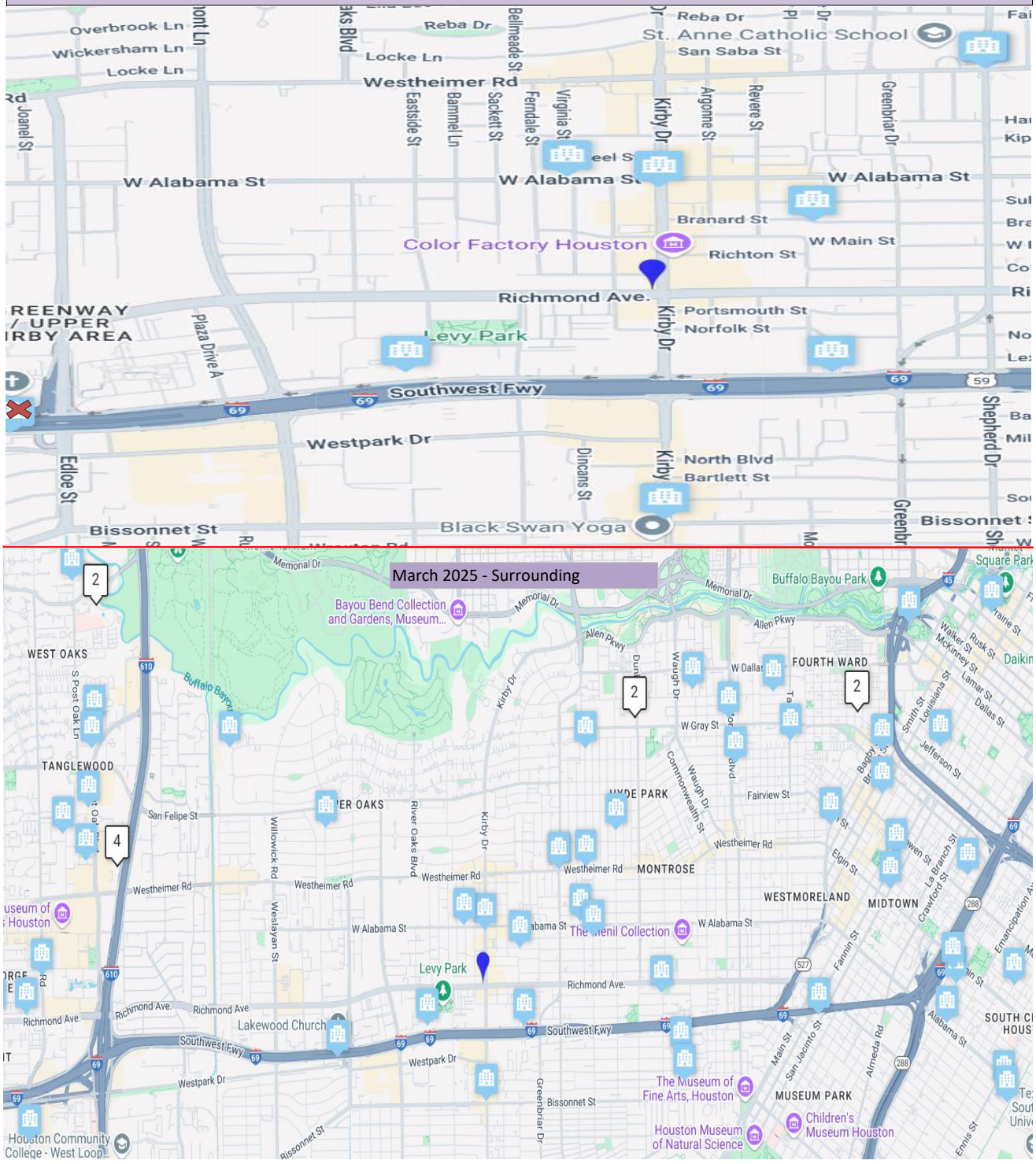

Upper Kirby Crime Map: Thefts (18)

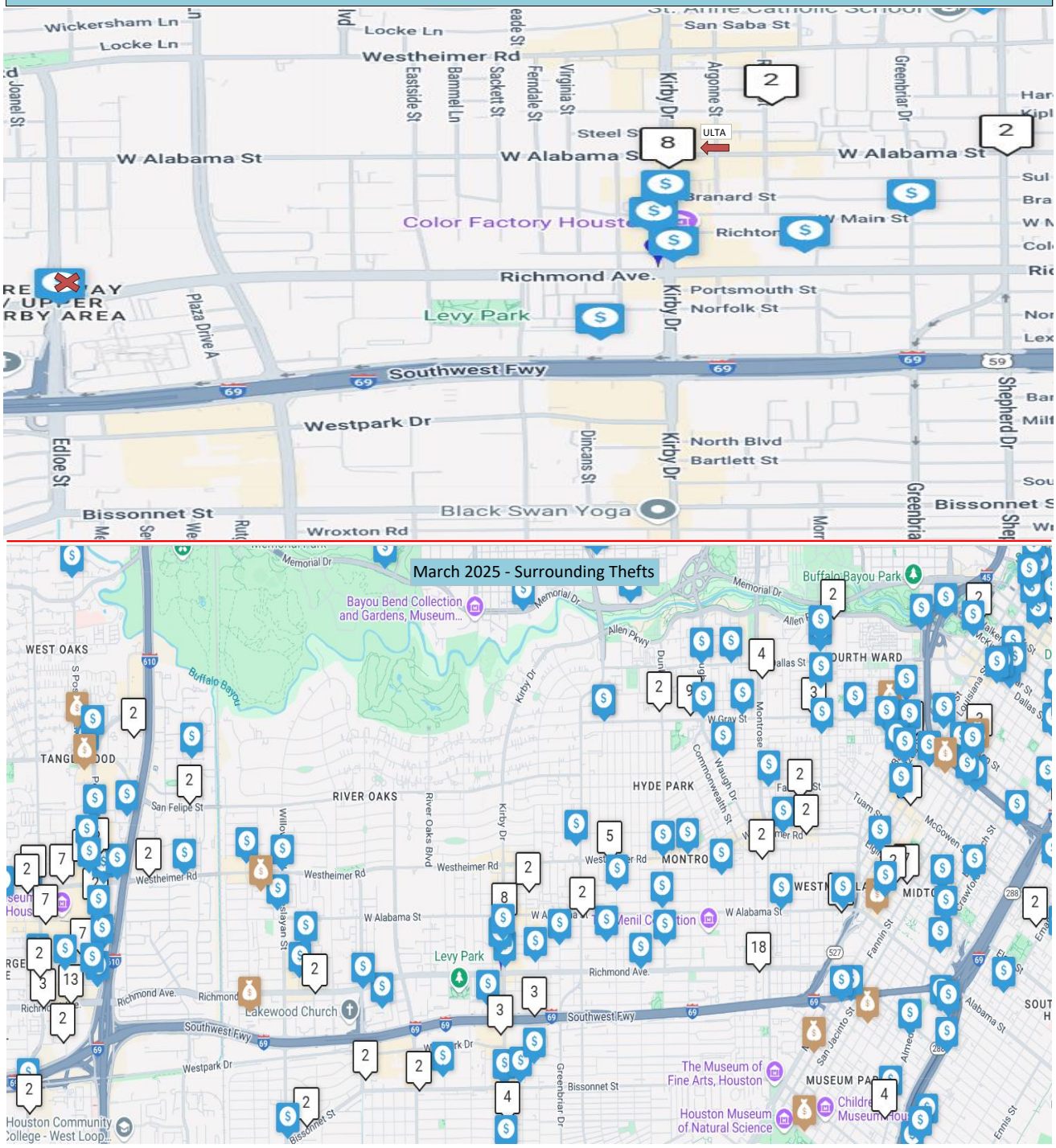

Upper Kirby Crime Map: Motor Vehicle Burglaries (30)

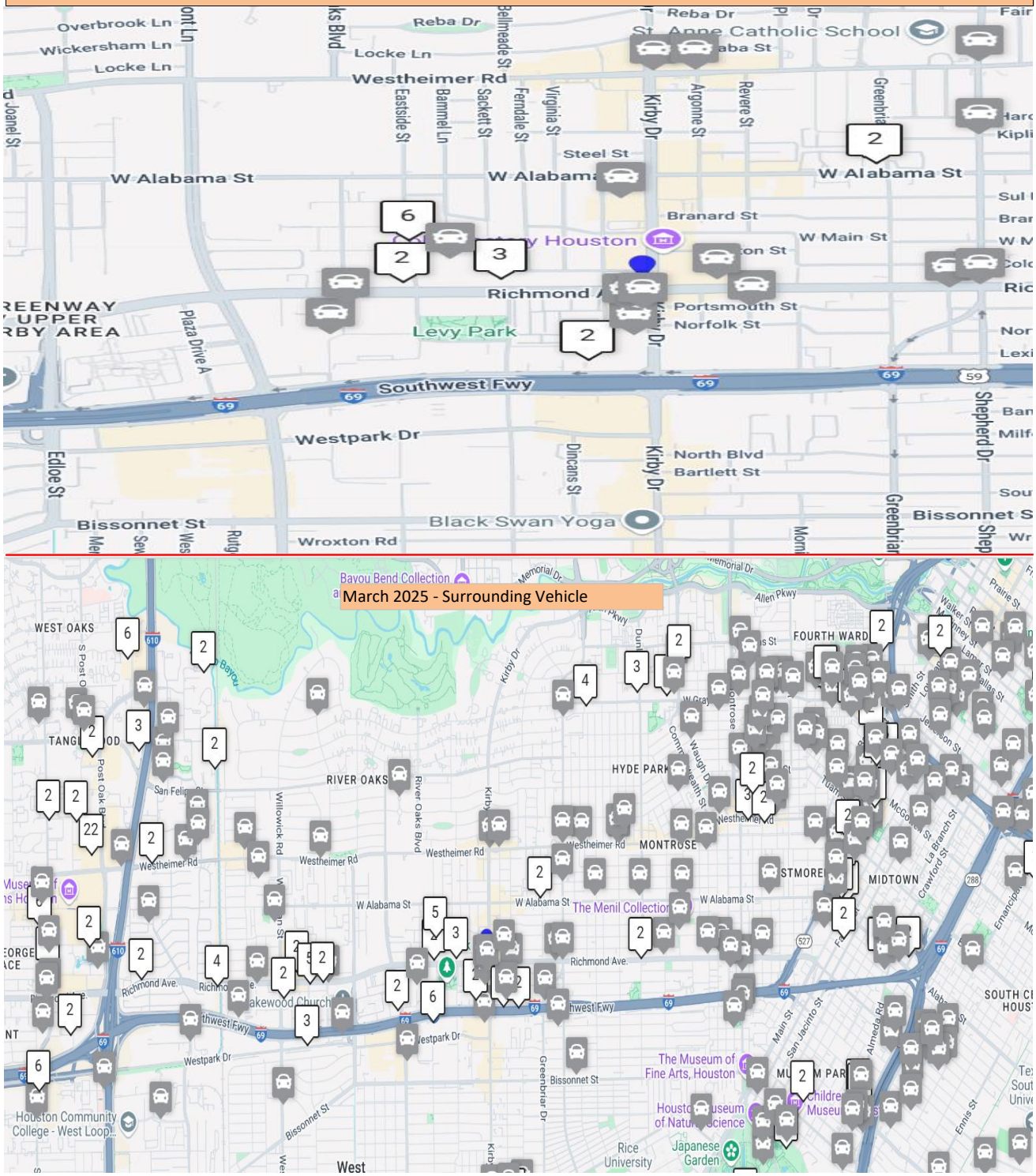

Upper Kirby Crime Map: Auto Theft (6)

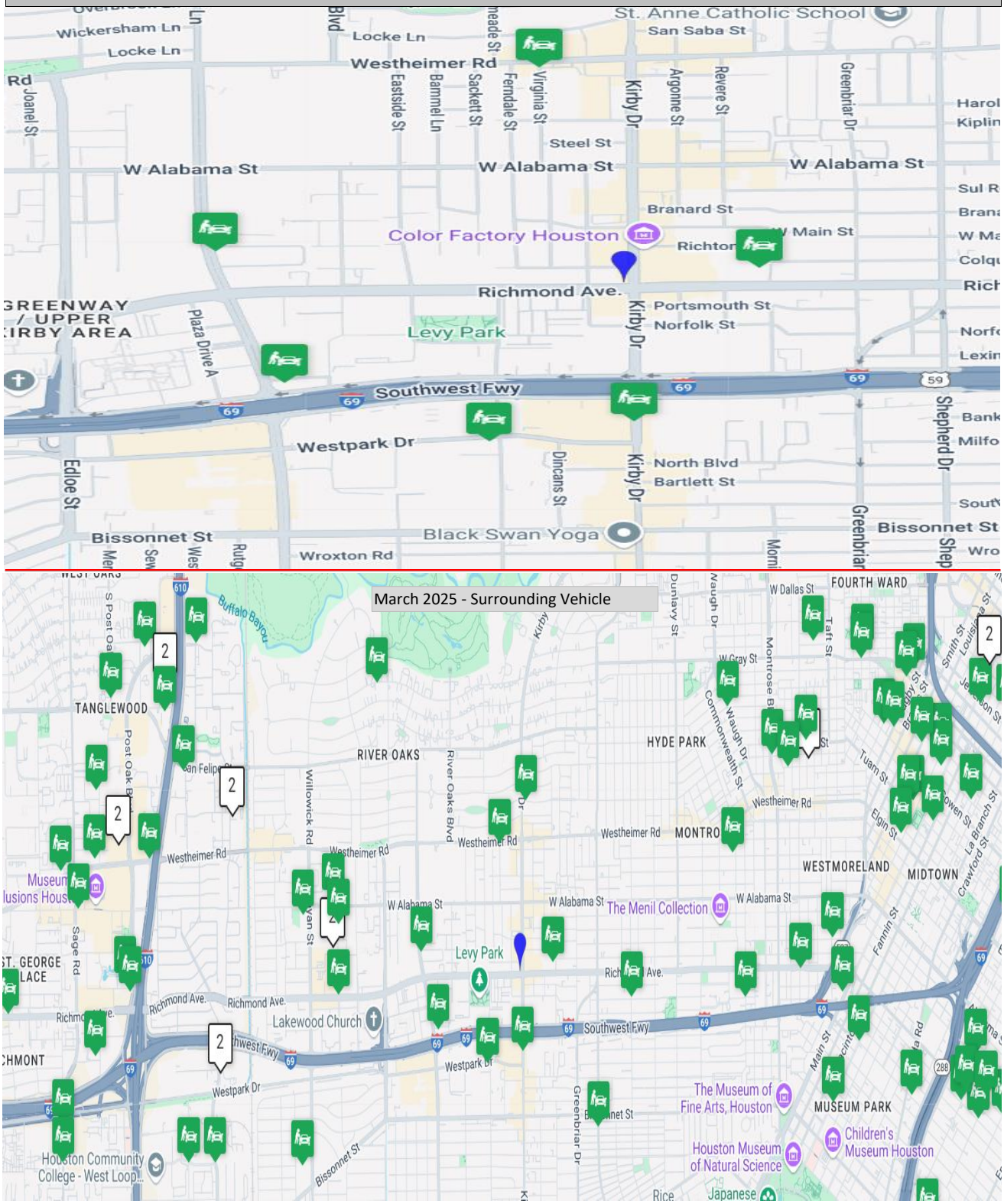

Upper Kirby District Reported Criminal Incidents

Prior Month Comparison (February 2025)

	January-25	February-25	Plus / Minus	Increase / Decrease
Homicides	0	0	0%	No Change
Sexual Assault	0	0	0%	No Change
Robbery (Comm/Person)	4	1	-300%	Decrease
Aggravated Assault / Assaults	20	15	-33%	Decrease
Burglaries (Comm / Resident)	5	6	17%	Increase
Thefts	27	33	18%	Increase
Burglary Motor Vehicle	54	71	24%	Increase
Auto Theft	3	7	57%	Increase
Totals:	113	133	15%	Increase

NOTE: Part 1 criminal incidents for February 2025 demonstrate an increase of approximately 15% or 133 reported incidents within the Management District. The Patrol Team continues to receive calls from across the district for random patrols regarding suspicious persons, finding vagrants / homeless walking on the public easement or sleeping on the sidewalks.

Summary:

Robberies: 2/21/2025 - 3100 Buffalo Spwy (Sidewalk). Pedestrian walking their dog was robbed on the sidewalk by a male from a vehicle. The description was a vehicle with paper license plates with one male driving and a passenger.

Aggravated Assaults: Gables Citywalk (2) - Walgreens x 2 (Buffalo Spwy)

Burglaries: Money Money (2901 S. Shepherd) - Shoe Store x 2 | Eddie V's (2800 Kirby) | Snap Kitchen (3600 Kirby) |

Vehicle Burglaries: Twin Peaks (8) | Lupe Tortilla (4) | House of Pies (4) holding the extensive amount for February.

Vehicle Thefts: Camden Greenway Apts (2) | Helfman River Oaks (1) | Kirby Ice House (1) | Cleburne Cafeteria (1) | 2300 Portsmouth (Overflow Lot)

Date:	Event Type:	Locations	# of Events:
Homicides			
2/1-28/2025	Homicide / Murder	No Reported Incidents	0
Total Homicides:			**0**
Sexual Assaults			
2/1-28/2025	Sexual Assaults	No Reported Incidents	0
Total Sexual Assaults:			**0**
Robberies			
2/21/2025	Robbery	3100 Buffalo Spwy (Sidewalk)	1
Total Robberies:			**1**
Assaults / Aggravated Assaults			
2/1-28/2025	Assaults	Various UK Locations	15
Total Assaults:			**15**
Burglaries (Residence / Commercial)			
2/1-28/2025	Burglaries	Various UK Locations	6
Total Burglaries:			**6**
Thefts (Shoplifting, Theft from Person, Etc)			
2/1-28/2025	Thefts	Various UK Locations	33
Total Thefts:			**33**
Burglary of Vehicles			
2/1-28/2025	Burglary Motor Vehicles	Various UK Locations	71
Total Theft from Vehicle:			**71**
Motor Vehicle Thefts			
2/1-28/2025	Motor Vehicle Thefts	Various UK Locations	7
Total Theft of Vehicles:			**7**

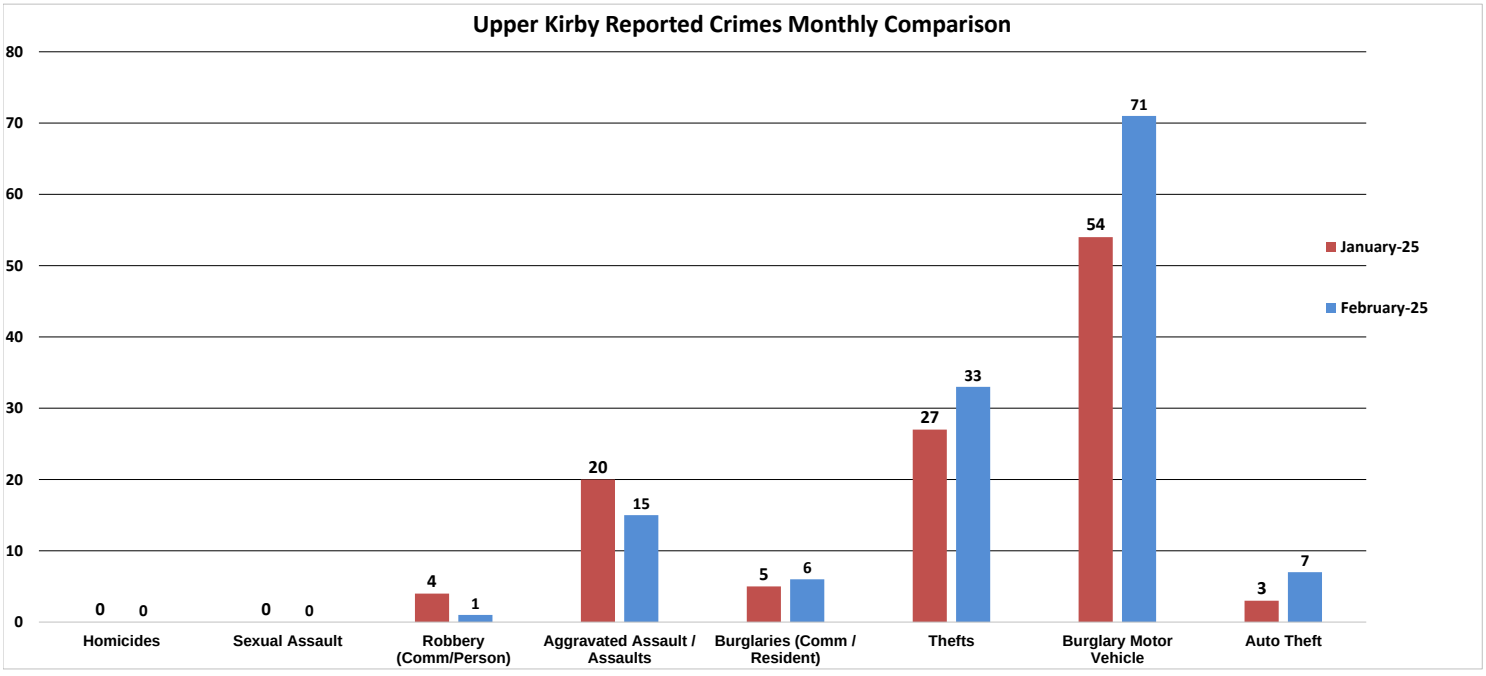

Upper Kirby Management Part 1 Crime - 2025 Summary

	Jan.	Feb.	Mar.	Apr.	May	June	July	Aug.	Sept.	Oct.	Nov.	Dec.	YTD
Homicides	0	0	0	0	0	0	0	0	0	0	0	0	**0**
Sexual Assaults	0	0	0	0	0	0	0	0	0	0	0	0	**0**
Robberies	4	1	0	0	0	0	0	0	0	0	0	0	**5**
Assaults	20	15	0	0	0	0	0	0	0	0	0	0	**35**
Burglaries	5	6	0	0	0	0	0	0	0	0	0	0	**11**
Thefts	27	33	0	0	0	0	0	0	0	0	0	0	**60**
Vehicle Burglaries	54	71	0	0	0	0	0	0	0	0	0	0	**125**
Auto Thefts	3	7	0	0	0	0	0	0	0	0	0	0	**10**

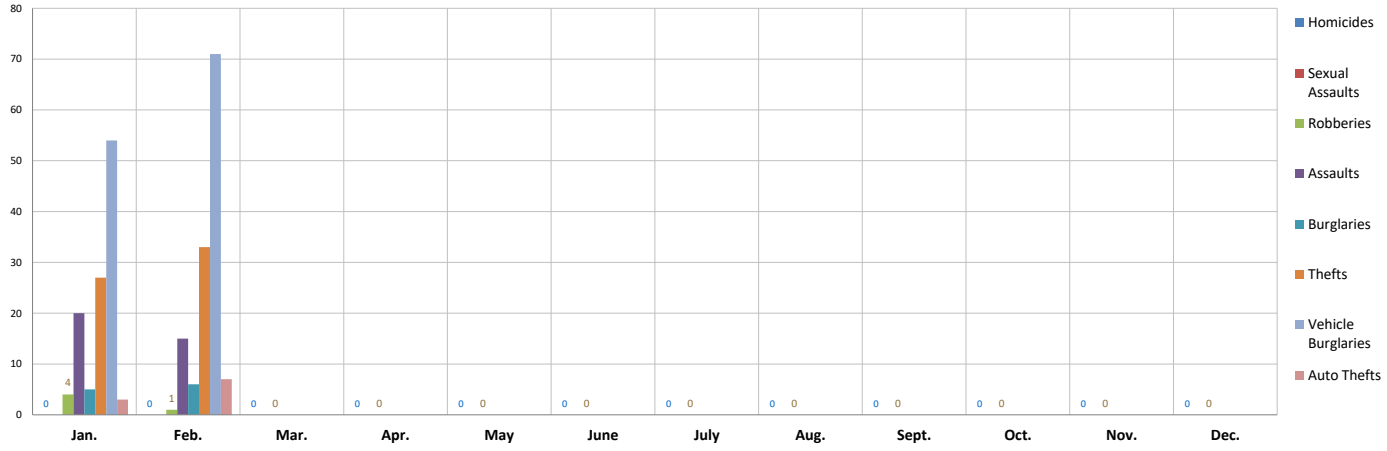

Prior Year Crime Activity Comparison

Upper Kirby Management Part 1 Crime - 2024 Summary

	Jan.	Feb.	Mar.	Apr.	May	June	July	Aug.	Sept.	Oct.	Nov.	Dec.	YTD
Homicides	0	0	0	0	0	0	0	0	0	0	0	0	**0**
Sexual Assaults	1	0	0	1	0	1	1	1	0	0	0	1	**6**
Robberies	5	3	3	2	1	2	4	3	3	6	2	0	**34**
Assaults	12	9	17	13	22	24	5	18	25	26	19	15	**205**
Burglaries	21	8	6	14	11	5	14	9	8	4	4	8	**112**
Thefts	37	23	24	27	30	33	13	32	35	40	37	36	**367**
Burg. Vehicles	63	56	52	49	48	51	48	73	71	51	47	49	**658**
Auto Thefts	13	8	7	8	13	6	10	15	7	11	8	7	**113**

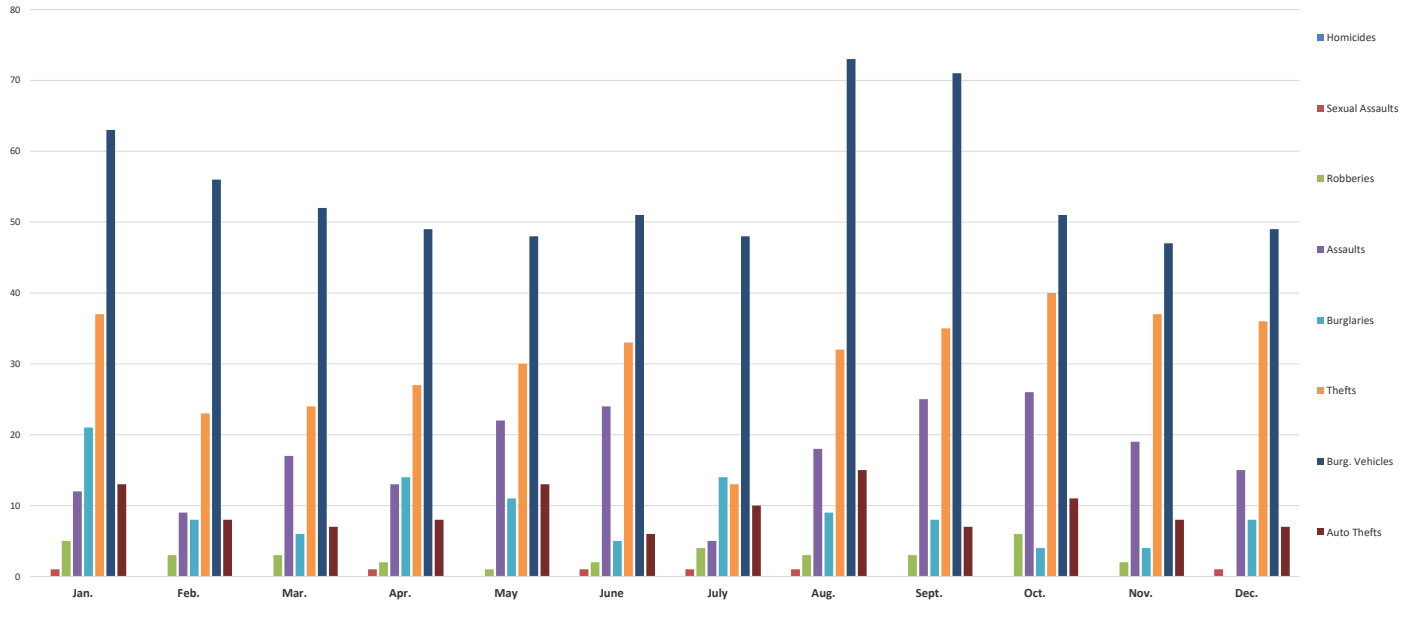

Upper Kirby Management Patrol - 2025 Summary

	Jan.	Feb.	Mar.	Apr.	May	June	July	Aug.	Sept.	Oct.	Nov.	Dec.	YTD
Reports	19	28	0	0	0	0	0	0	0	0	0	0	**47**
Arrest	2	1	0	0	0	0	0	0	0	0	0	0	**3**
Calls Received	81	104	0	0	0	0	0	0	0	0	0	0	**185**

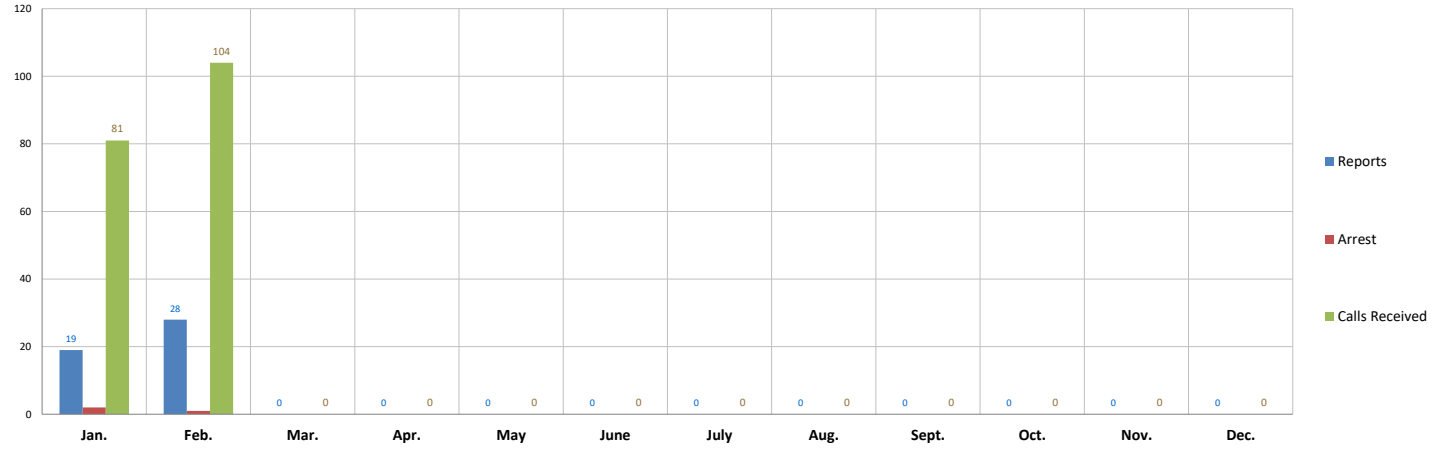

Prior Year Activity Comparison

Upper Kirby Management Patrol - 2024 Summary

	Jan.	Feb.	Mar.	Apr.	May	June	July	Aug.	Sept.	Oct.	Nov.	Dec.	YTD
Reports	24	31	29	22	38	41	27	54	67	58	75	89	**555**
Arrest	1	2	1	3	2	2	1	1	2	1	3	2	**21**
Calls Received	66	72	61	58	77	62	81	68	91	84	98	107	**925**

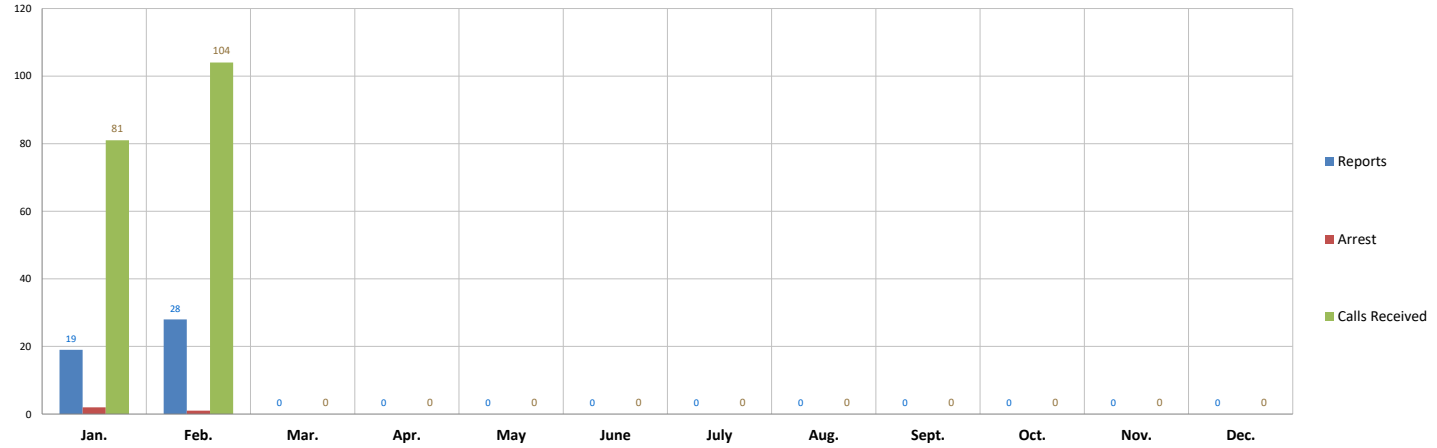

Upper Kirby Crime Map: Homicides (0)



Upper Kirby Crime Map: Sexual Assaults (0)

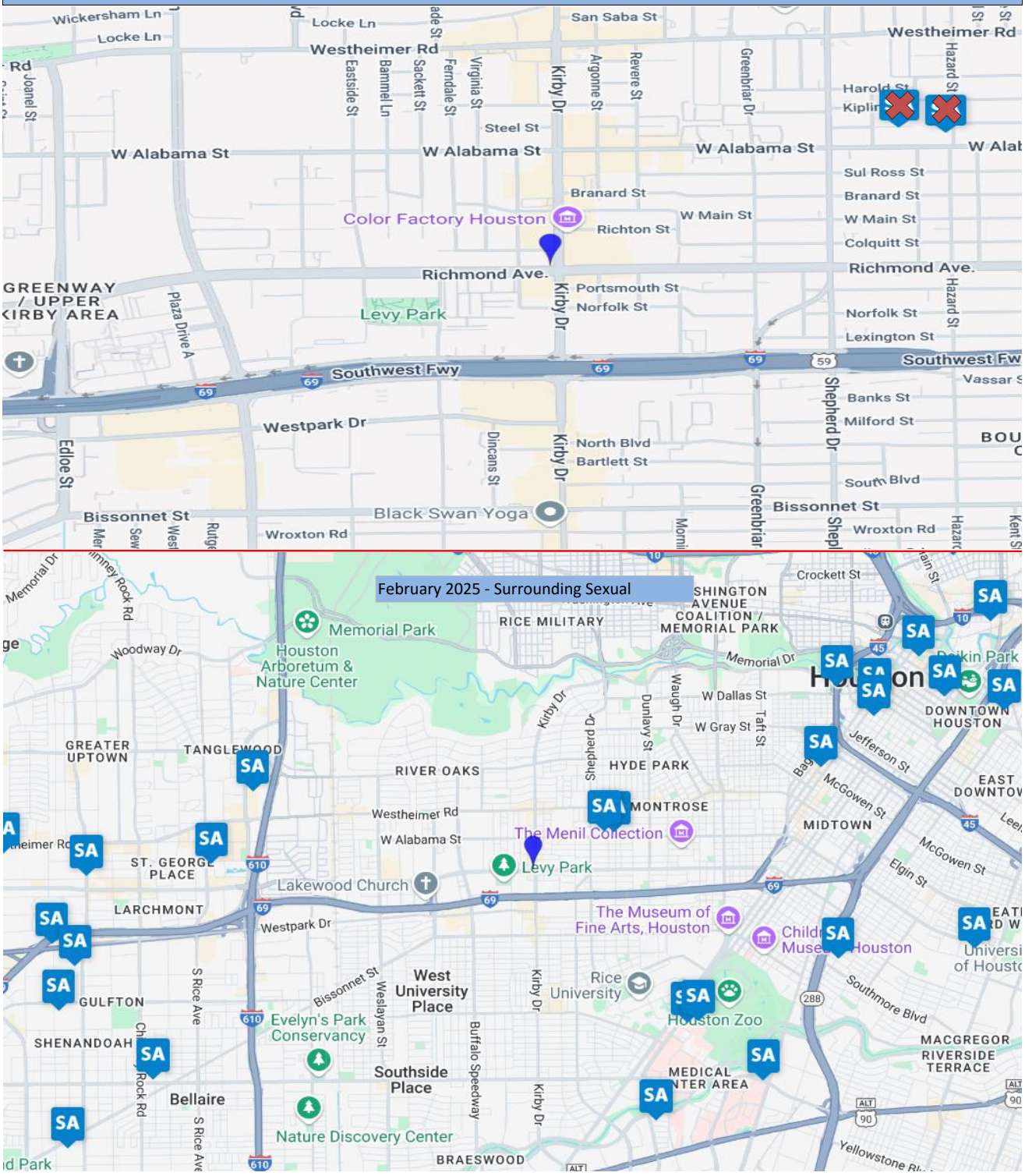

Upper Kirby Crime Map: Robberies (1)

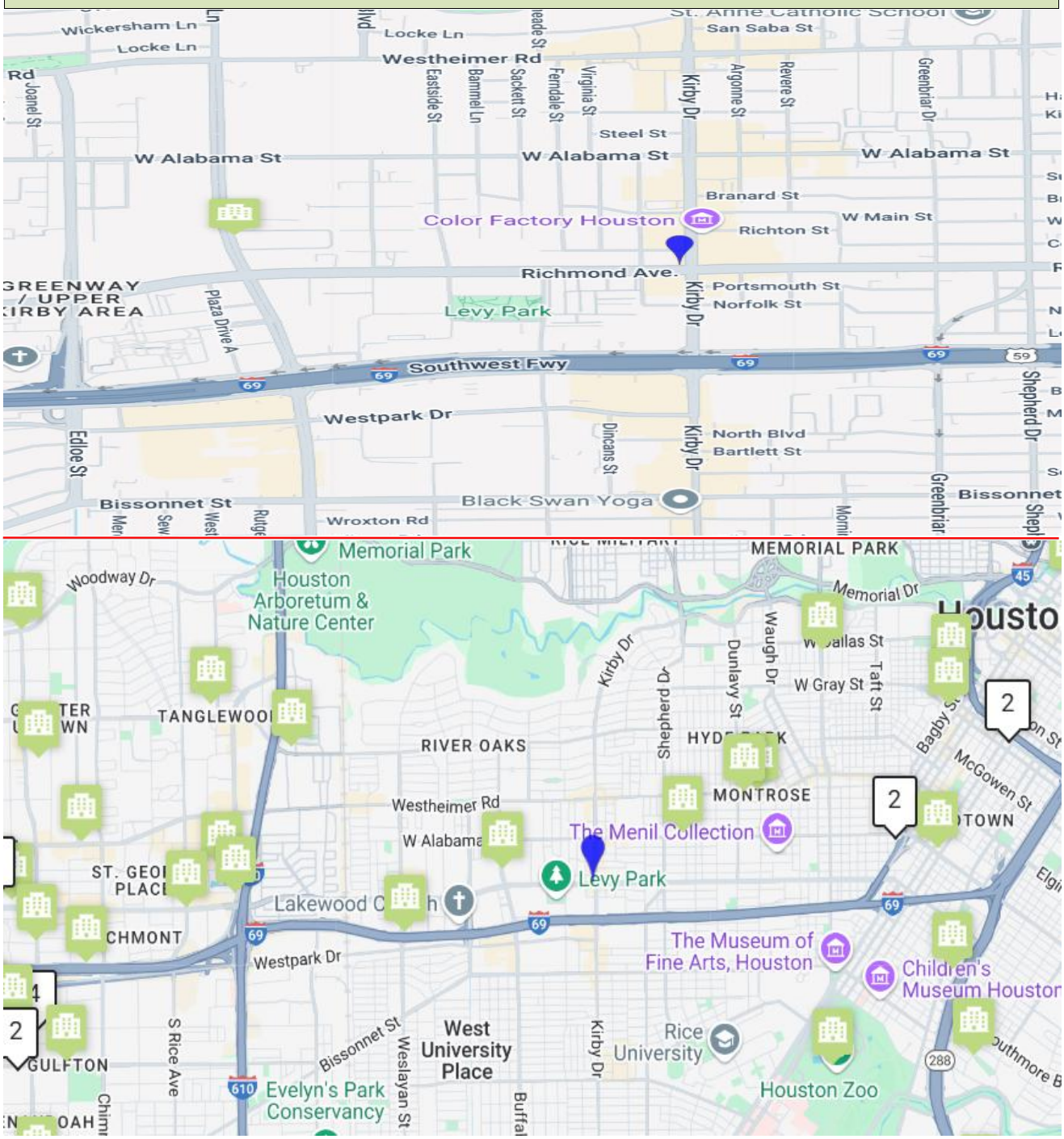

Upper Kirby Crime Map: Assaults (15)

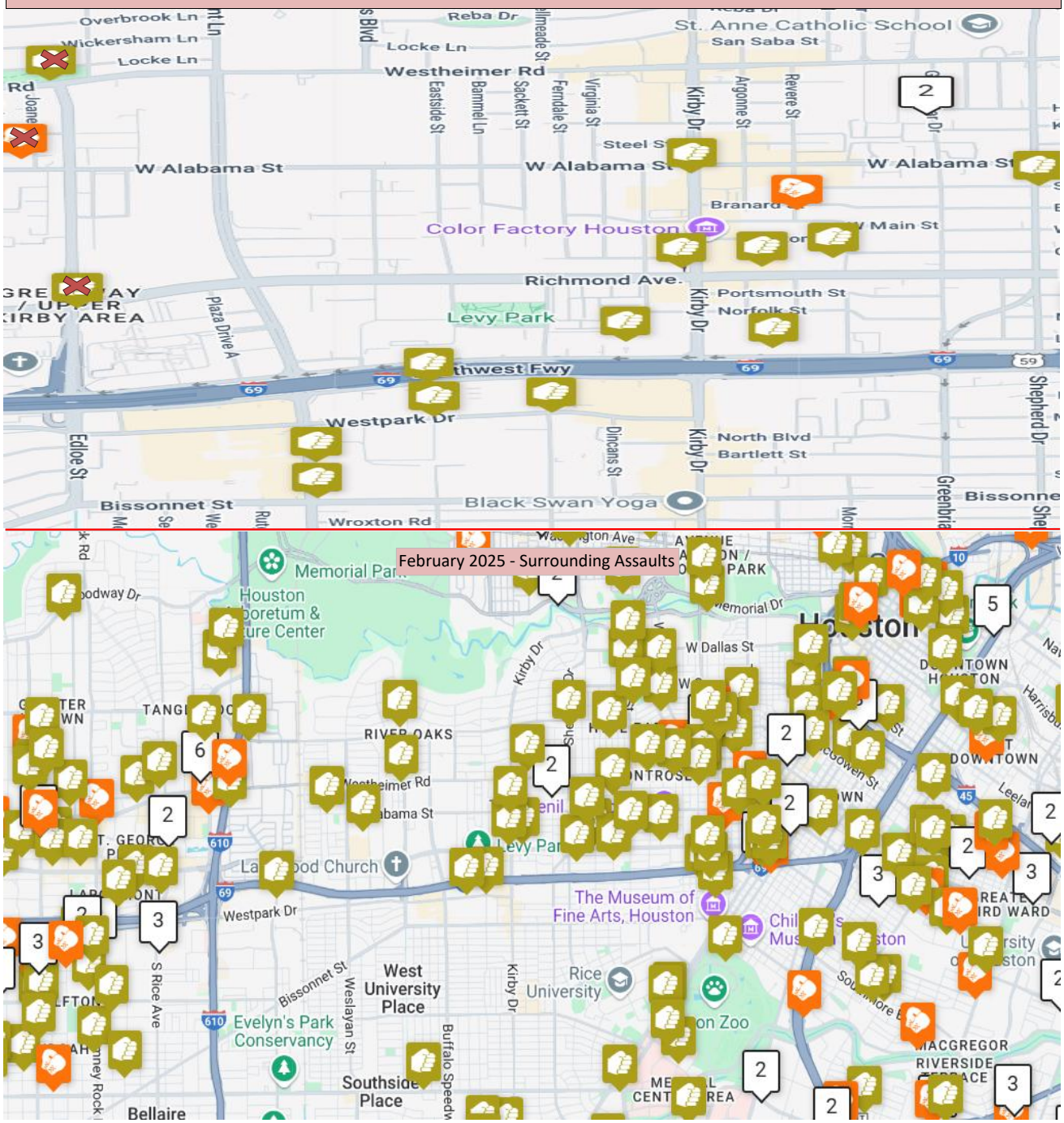

Upper Kirby Crime Map: Commercial / Residential Burglaries (6)

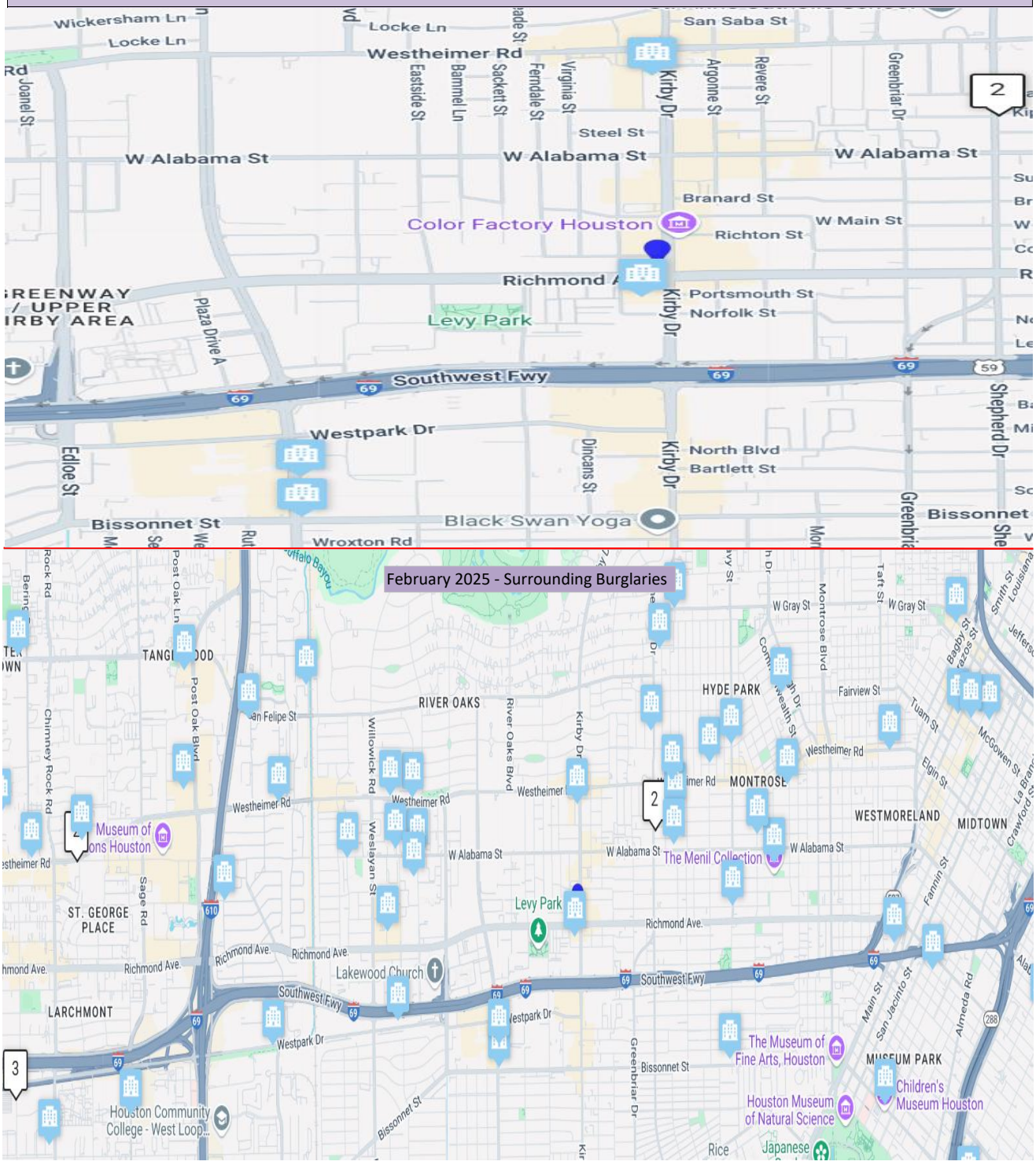

Upper Kirby Crime Map: Thefts (33)

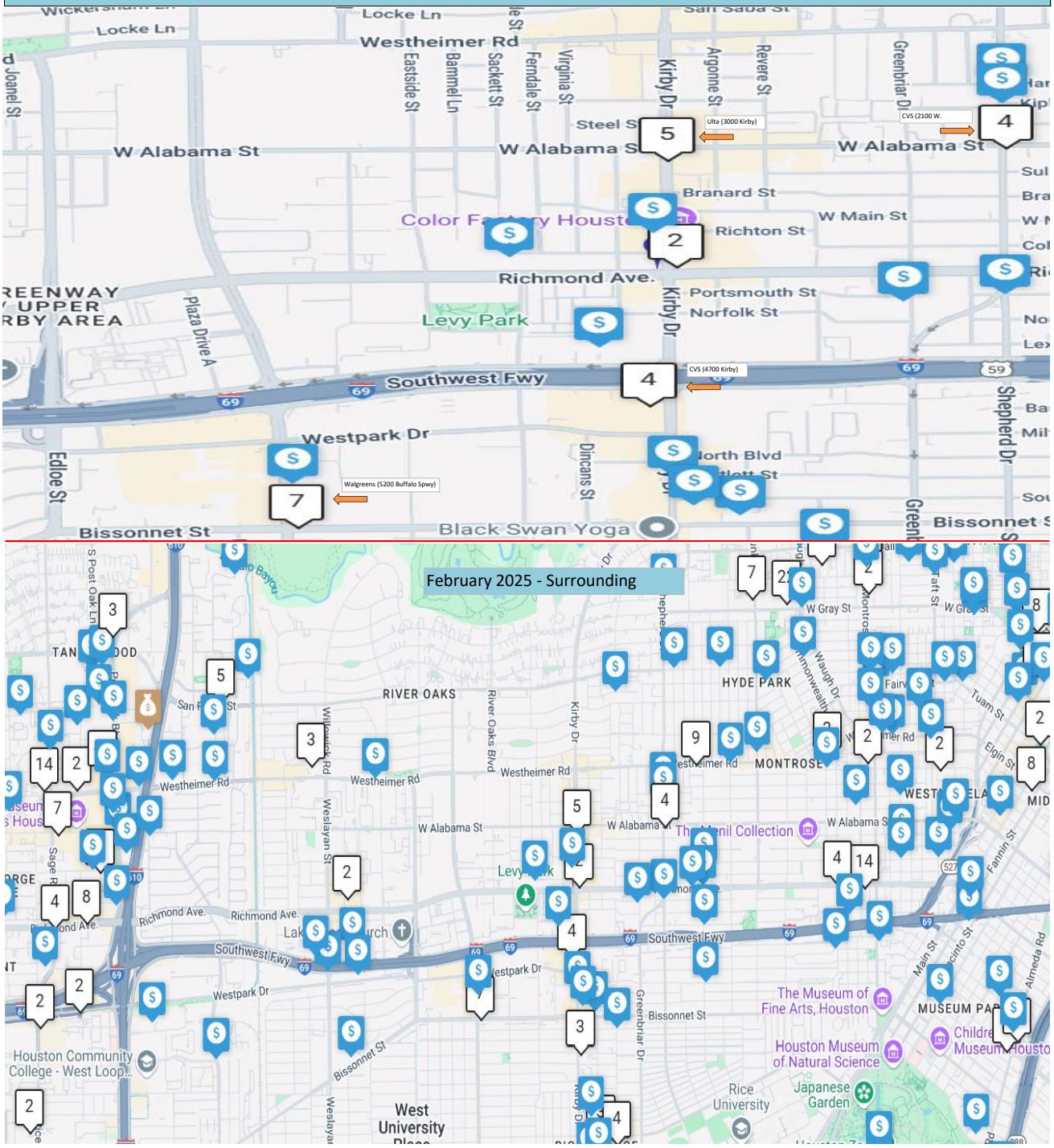

Upper Kirby Crime Map: Motor Vehicle Burglaries (71)

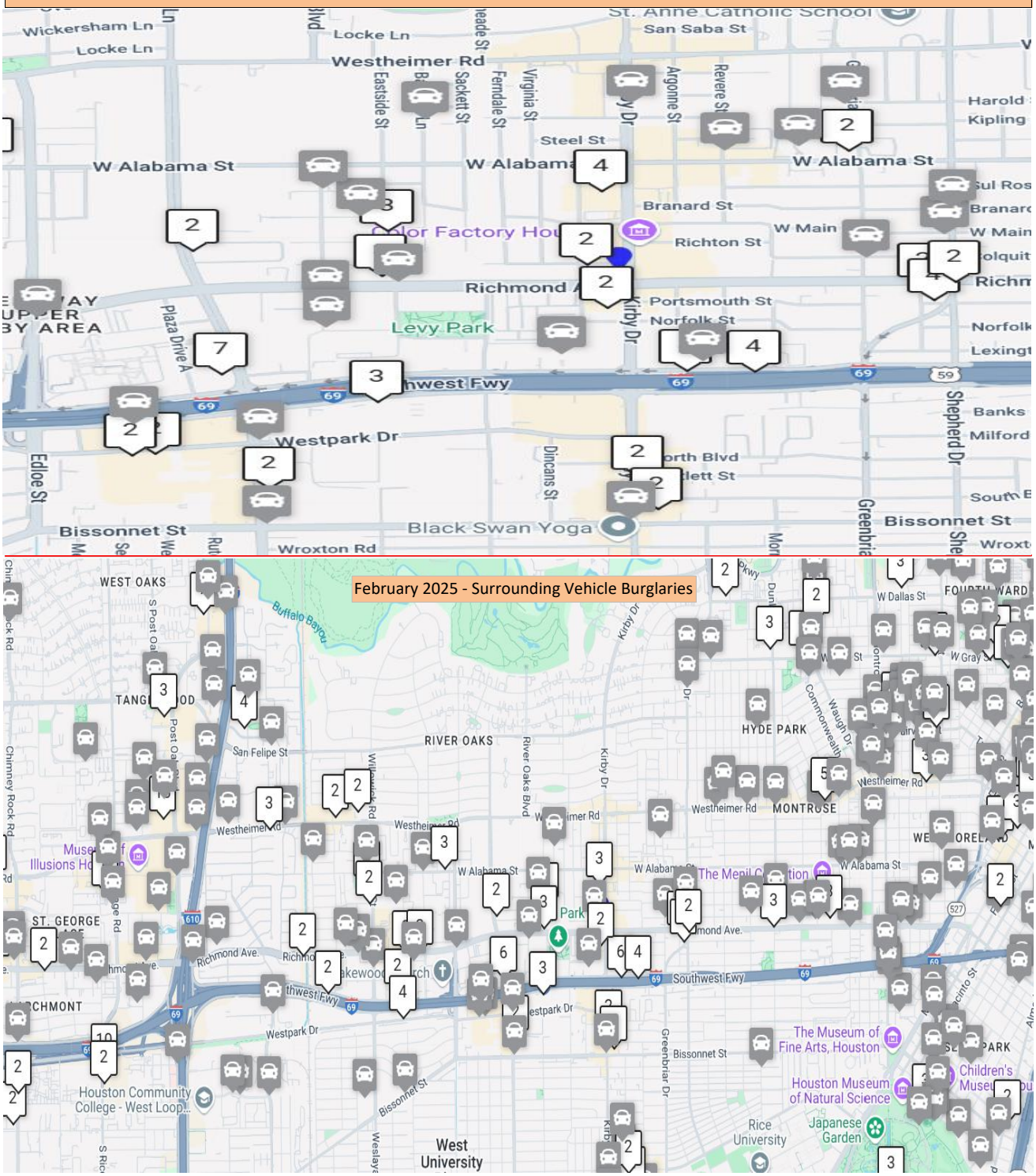

Upper Kirby Crime Map: Auto Theft (7)

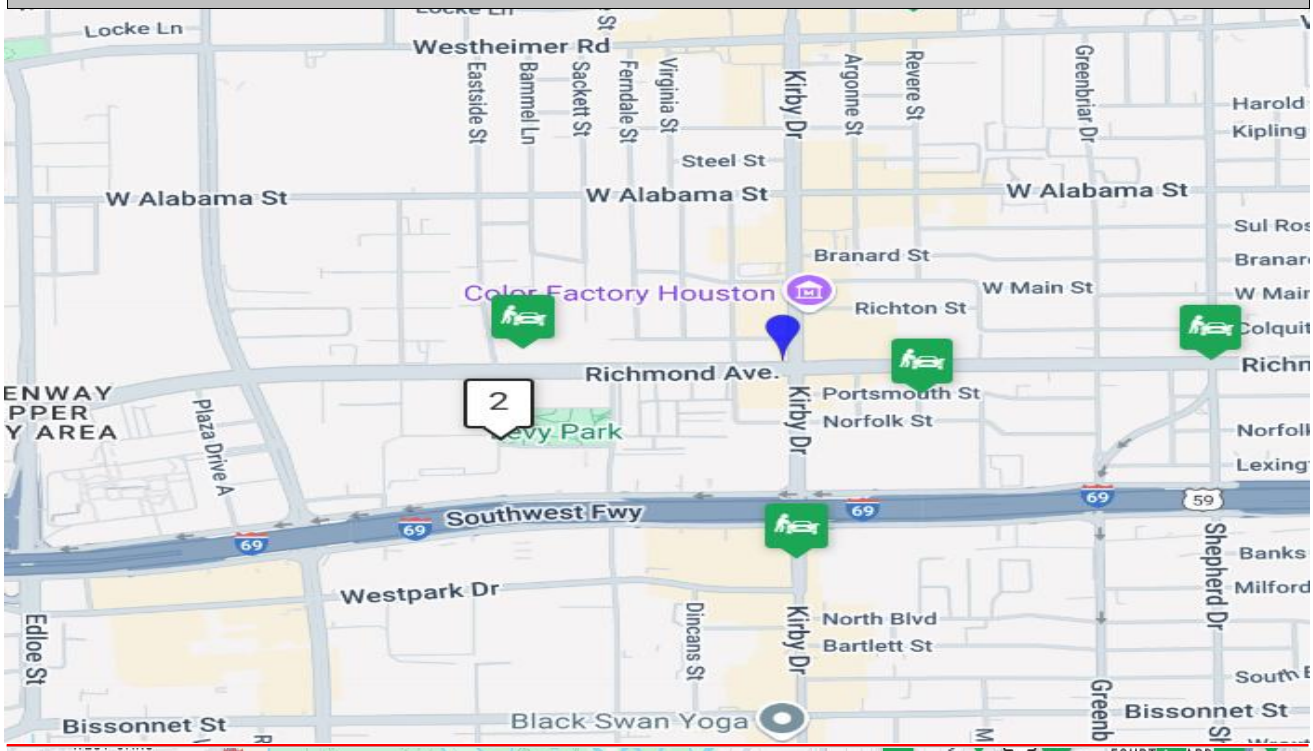

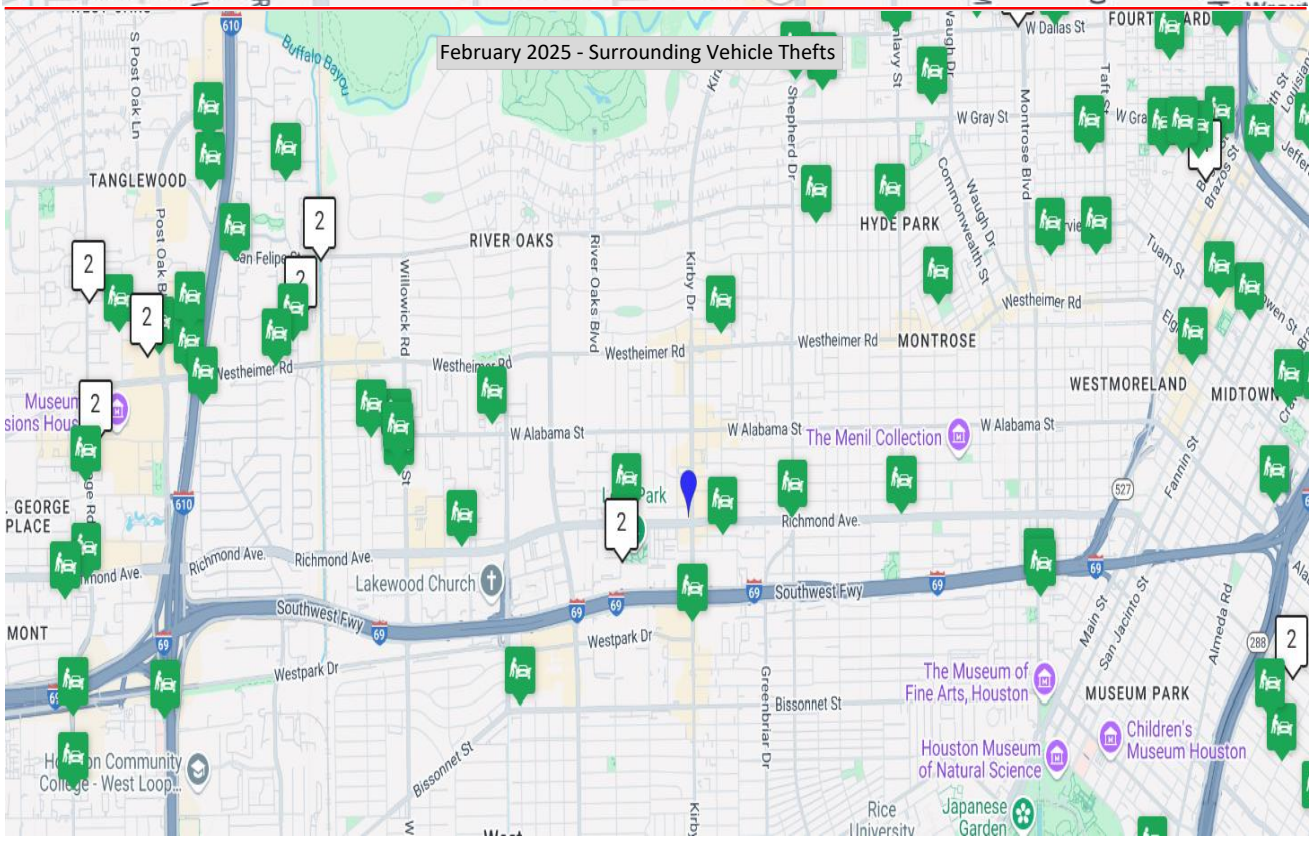

UTILITY TAX SERVICE, LLC
TAX ASSESSOR - COLLECTORS
1750 W 43rd Street I Houston, Texas 77018 I Voice: 713-688-3855

HARRIS COUNTY IMPROVEMENT DISTRICT #3
TAX REPORT SUMMARY
3/31/2025

	Current:	$	93,393.97	
	Prior Years:	$	57,348.07	
Total Receivables as of	3/31/2025	**$**	**150,742.04**	pg 2

March Receipts	**$**	**24,239.84**	pg 3
March Disbursements	**$**	**37,110.44**	pg 3

CURRENT COLLECTIONS & 4 YEAR HISTORICAL DATA

Year	Collections 3/31/2025	Adjustments 3/31/2025	Collections 9/1/20-3/31/2025	Receivables 3/31/2025	Percent Collected
2024	18,660.41	**(26,030.24)**	5,190,815.49	93,393.97	98.23
2023	135.20	**(9,585.17)**	5,137,247.25	17,350.35	99.66
2022	9.11	**(743.72)**	4,746,938.87	6,089.06	99.87
2021	23.31	**(356.44)**	4,467,895.62	4,344.79	99.90
2020		**(24.67)**	4,427,596.38	10,065.57	99.77

Last Year's Collections as of 3/31/2024: 98.14%

CURRENT CERTIFIED VALUES & 4 YEAR HISTORICAL DATA

Year	Debt Rate	M&O Rate	Total Tax Rate	Original Value	Adjustments	Adjusted Value	Levy
2024	0.00371	0.12879	0.13250	3,975,020,438	13,062,174	3,988,082,612	5,284,209.46
2023	0.00371	0.13129	0.13500	3,904,886,305	**(86,665,863)**	3,818,220,442	5,154,597.60
2022	0.00422	0.13078	0.13500	3,586,218,997	**(65,457,567)**	3,520,761,430	4,753,027.93
2021	0.00437	0.13063	0.13500	3,242,603,904	70,166,771	3,312,770,675	4,472,240.41
2020	0.00420	0.13080	0.13500	3,240,353,904	46,803,099	3,287,157,003	4,437,661.95

$726,589.62 Estimated Refunds due to Unsettled Lawsuits at HCAD

HARRIS COUNTY IMPROVEMENT DISTRICT #3
TAX REPORT SUMMARY
3/31/2025

Receivable at 8/31/2024		$ 90,898.91	
	Uncollectibles	$ (3,064.15)	
	Prior Adjustments:	$ (166,410.97)	$ (78,576.21)
2024 Tax Levy		$ 5,266,902.08	
Adjustments		$ 17,307.38	$ 5,284,209.46

Tax Collections From: 9/1/2024 - 3/31/2025

2024	$	5,190,815.49
2023	$	(130,057.95)
2022	$	(6,660.87)
2021	$	262.43
2020	$	245.30
2019	$	165.05
2018	$	109.04
2017	$	4.43
2015	$	3.27
2014	$	6.63
2013	$	(0.81)
2012	$	(0.80)

($ 5,054,891.21)

TOTAL RECEIVABLE AS OF 3/31/2025 **$ 150,742.04**

HARRIS COUNTY IMPROVEMENT DISTRICT #3
TAX REPORT SUMMARY
3/31/2025

	Month of 3/31/2025	Fiscal YTD 10/1/2024-3/31/2025
Receipts:		
Current/Prior Taxes	(17,908.07)	5,046,688.21
Penalty & Interest	816.12	6,540.48
Atty's Fee - Delinquent Coll	(182.95)	977.57
Adjustments	35,955.62	145,384.43
Payment Reversals	1,337.77	17,423.93
Rendition Penalty		755.35
Unclaimed Overpayments		
Bank Interest	4,221.35	4,898.55
Special Inventory Tax		36,980.65
TOTAL RECEIPTS:	**$ 24,239.84**	**$ 5,259,649.17**
Disbursements:		
Adjustment Refunds	35,955.62	145,384.43
Payment Reversals	1,337.77	13,527.45
County A/C Fee		4,546.61
Atty's Fee-Delinquent Coll	(182.95)	977.57
TOTAL DISBURSEMENTS:	**$ (37,110.44)**	**$ (164,436.06)**

County A/C Fees

Fiscal Year 7/1/2024 thru 9/30/2024	**3,993.81**	($4,065.36 Estimate)

HARRIS COUNTY IMPROVEMENT DISTRICT #3
TAX REPORT SUMMARY
3/31/2025

CURRENT COLLECTIONS & HISTORICAL DATA

Year	Collections 3/31/2025	Adjustments 3/31/2025	Uncollectibles 3/31/2025	Collections 9/1/02-3/31/2025	Receivables 3/31/2025	Percent Collected
2024	18,660.41	(26,030.24)		5,190,815.49	93,393.97	98.23
2023	135.20	(9,585.17)		5,137,247.25	17,350.35	99.66
2022	9.11	(743.72)		4,746,938.87	6,089.06	99.87
2021	23.31	(356.44)		4,467,895.62	4,344.79	99.90
2020		(24.67)		4,427,596.38	10,065.57	99.77
2019				4,143,884.75	3,362.48	99.92
2018				3,972,803.86	3,101.34	99.92
2017				3,946,108.45	4,040.40	99.90
2016				4,094,373.43	2,631.67	99.94
2015	3.27			3,562,183.40	2,411.25	99.93
2014	0.87			3,185,055.01	3,356.57	99.89
2013				2,709,337.70	406.05	99.99
2012				2,362,777.87	54.00	99.99
2011				2,212,265.82	54.63	99.99
2010				2,128,342.91	1.39	99.99
2009				2,116,045.06		100.00
2008				2,023,101.50	45.89	99.99
2007				1,551,089.74		100.00
2006				1,295,895.63	32.63	99.99
2005				1,234,450.30		100.00
2004				1,183,763.58		100.00
2003				1,176,492.84		100.00
2002			3,064.15	1,137,294.72		100.00
Total				**62,814,944.69**	**150,742.04**	**99.90**

CURRENT CERTIFIED VALUES & HISTORICAL DATA

Year	Debt Rate	M&O Rate	Total Tax Rate	Original Value	Adjustments	Adjusted Value	Levy
2024	0.00371	0.12879	0.13250	3,975,020,438	13,062,174	3,988,082,612	5,284,209.46
2023	0.00371	0.13129	0.13500	3,904,886,305	(86,665,863)	3,818,220,442	5,154,597.60
2022	0.00422	0.13078	0.13500	3,586,218,997	(65,457,567)	3,520,761,430	4,753,027.93
2021	0.00437	0.13063	0.13500	3,242,603,904	70,166,771	3,312,770,675	4,472,240.41
2020	0.00420	0.13080	0.13500	3,240,353,904	46,803,099	3,287,157,003	4,437,661.95
2019	0.00452	0.13048	0.13500	3,093,900,525	(21,865,535)	3,072,034,990	4,147,247.23
2018	0.00487	0.13013	0.13500	2,927,322,899	17,792,067	2,945,114,966	3,975,905.20
2017	0.00520	0.13480	0.14000	2,845,085,595	(23,550,701)	2,821,534,894	3,950,148.85
2016	0.00595	0.14405	0.15000	2,726,739,654	4,597,080	2,731,336,734	4,097,005.10
2015	0.00595	0.14405	0.15000	2,295,134,148	81,262,286	2,376,396,434	3,564,594.65
2014	0.00680	0.14320	0.15000	2,053,214,277	72,393,441	2,125,607,718	3,188,411.58
2013	0.00830	0.14170	0.15000	1,706,691,342	99,804,491	1,806,495,833	2,709,743.75
2012	0.00000	0.15000	0.15000	1,484,341,651	90,879,594	1,575,221,245	2,362,831.87
2011	0.00000	0.15000	0.15000	1,324,980,717	149,899,581	1,474,880,298	2,212,320.45
2010	0.00000	0.15000	0.15000	1,288,477,923	130,418,278	1,418,896,201	2,128,344.30
2009	0.00000	0.15000	0.15000	1,364,387,616	46,309,090	1,410,696,706	2,116,045.06
2008	0.00000	0.15000	0.15000	1,285,194,487	63,570,437	1,348,764,924	2,023,147.39
2007	0.00000	0.13500	0.13500	1,092,363,596	56,591,767	1,148,955,363	1,551,089.74
2006	0.00000	0.12600	0.12600	910,413,139	118,101,351	1,028,514,490	1,295,928.26
2005	0.00000	0.12959	0.12959	729,921,507	222,659,945	952,581,452	1,234,450.30
2004	0.00000	0.12959	0.12959	913,468,310		913,468,310	1,183,763.58
2003	0.00000	0.13000	0.13000	904,994,490		904,994,490	1,176,492.84
2002	0.00000	0.13000	0.13000	877,199,130		877,199,130	1,140,358.87
Total							**62,875,356.91**









Upper Kirby Work Order Summary
March 2025

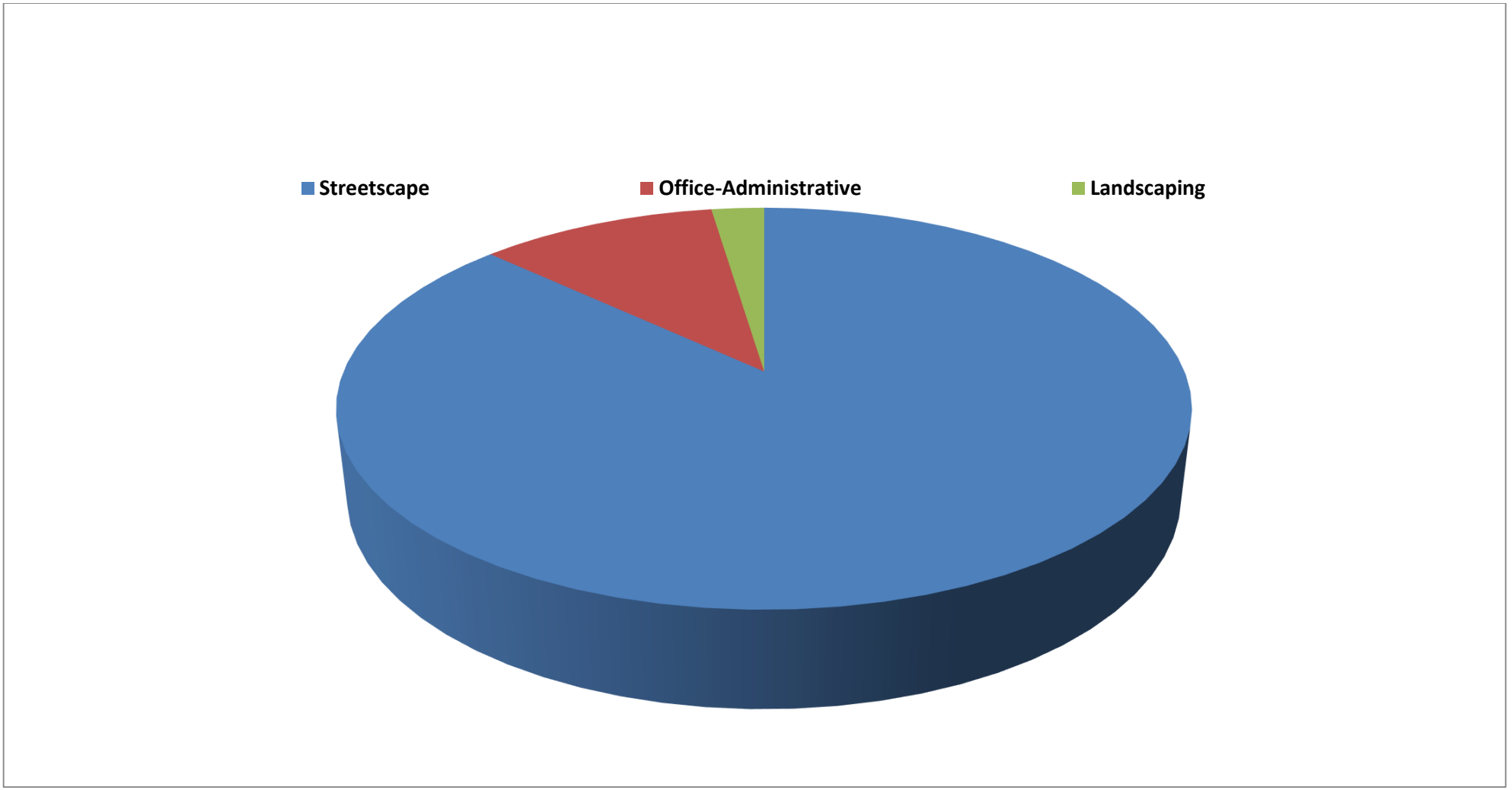

Zone	Labor Hours	Materials	Labor Cost
Streetscape	73.00	$ -	$ 2,117.00
Office-Administrative	9.00	$ -	$ 261.00
Landscaping	2.00	$ -	$ 58.00
Total	**84.00**	**$ -**	**$ 2,436.00**

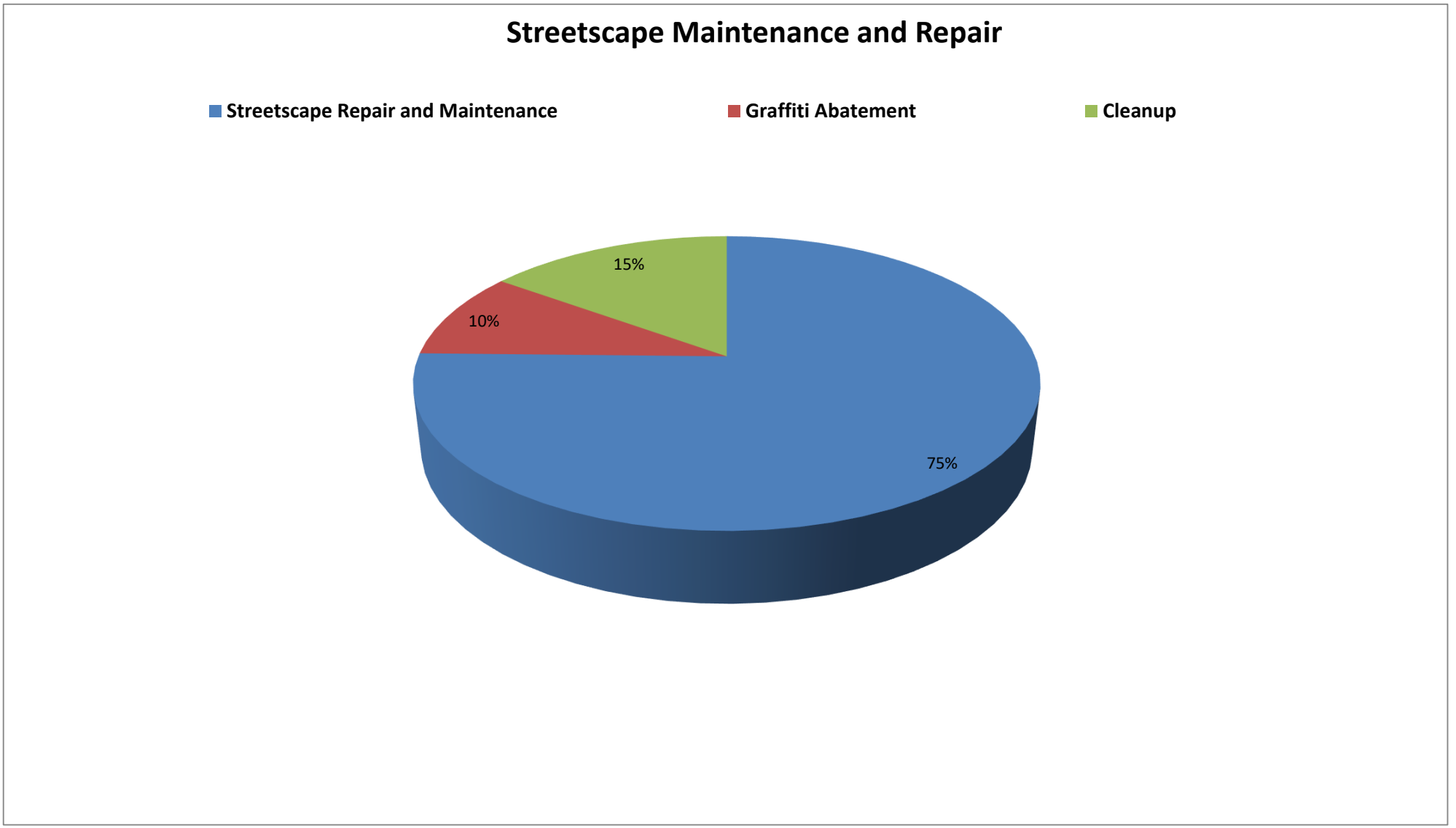
Streetscape Maintenance and Repair
Streetscape Repair and Maintenance
Graffiti Abatement
Cleanup
15%
10%
75%

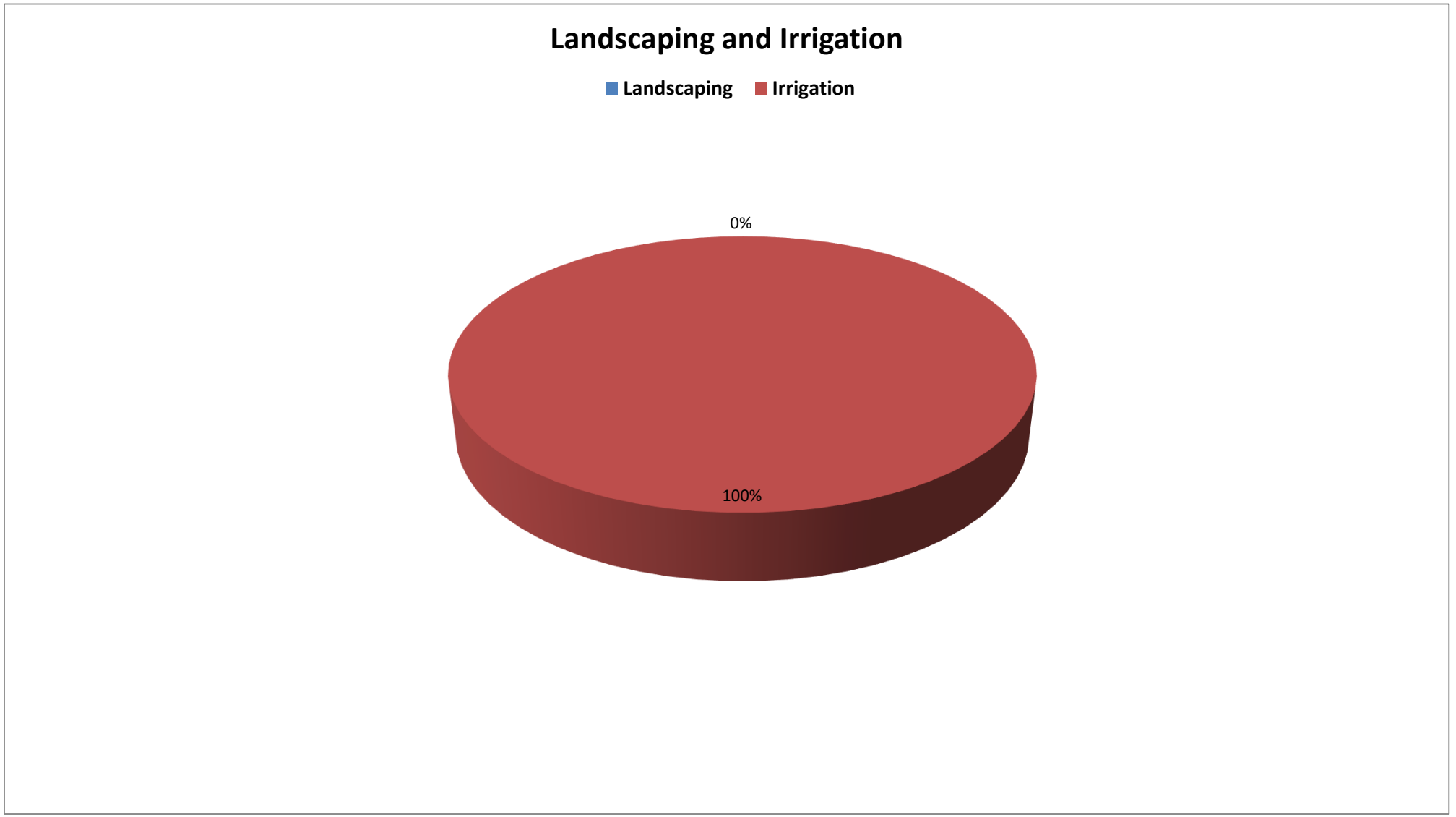
Landscaping and Irrigation
Landscaping
Irrigation
0%
100%

Monthly Work Order Summary
March 2024 - March 2025

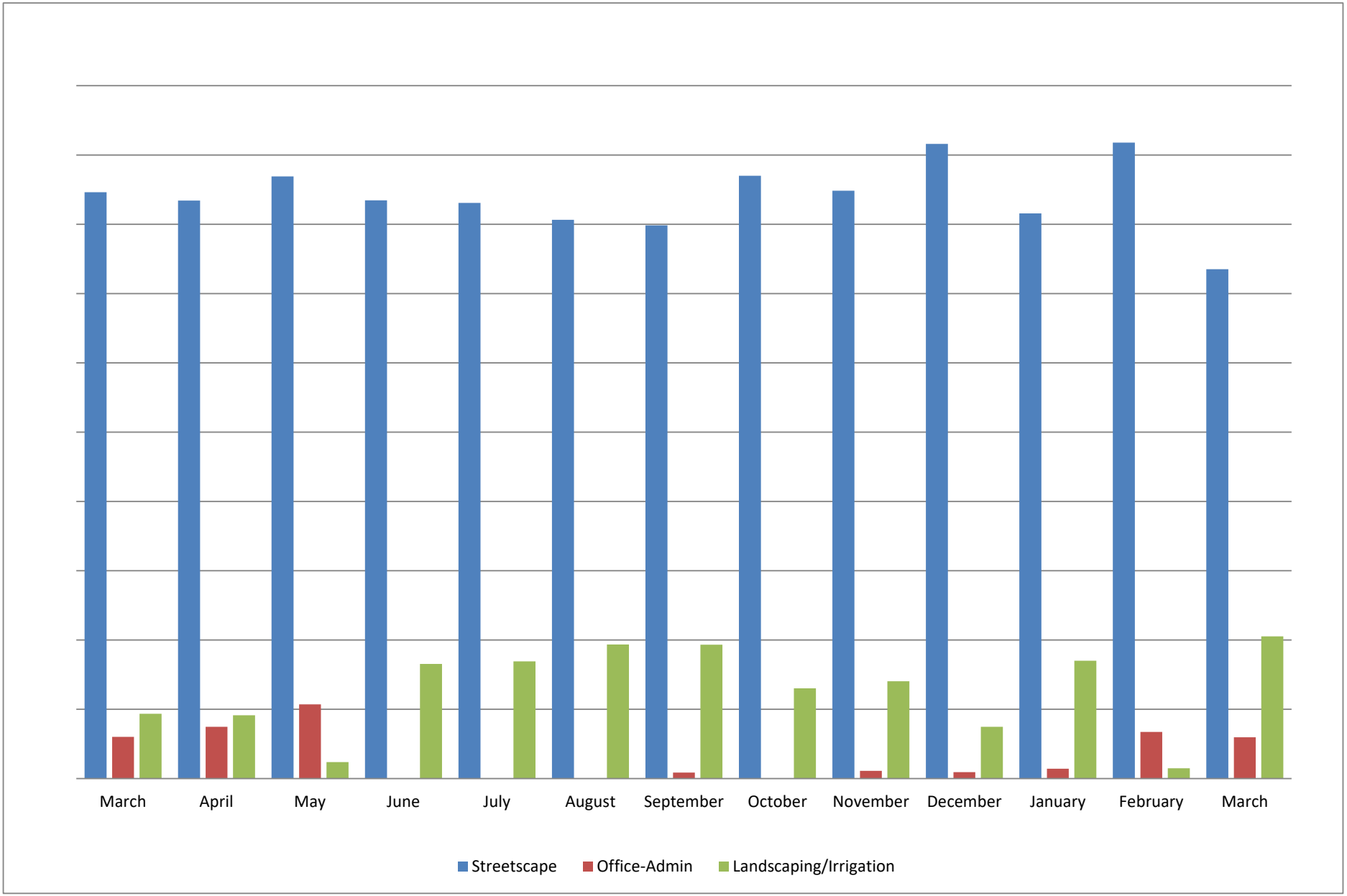

Monthly Work Order Summary
Streetscape Maintenance

Address/ Intersection	Date Created	Asset	Work Description	Total Labor Hours	Total Spot Purchase Cost	Notes
UK District	3/1/25		Admin	1.00		
UK District	3/1/25		District Drive	1.00		
UK District	3/1/25		Graffiti	1.00		Poles on Kirby
UK District	3/2/25		District Drive	1.00		
UK District	3/2/25		Litter/Trash	1.00		
UK District	3/3/25		Admin	1.00		
UK District	3/3/25		Company Truck	1.00		
UK District	3/3/25		District Drive	2.00		
UK District	3/3/25		Graffiti	2.00		
UK District	3/4/25		Admin	1.00		
UK District	3/4/25		District Drive	2.00		
UK District	3/4/25		Litter/Trash	1.00		
UK District	3/4/25		Signage	1.00		
UK District	3/7/25		District Drive	1.00		
UK District	3/7/25		Litter/Trash	1.00		
UK District	3/8/25		Company Truck	1.00		
UK District	3/8/25		District Drive	2.00		
UK District	3/8/25		Litter/Trash	1.00		
UK District	3/9/25		District Drive	1.00		
UK District	3/10/25		Admin	1.00		
UK District	3/10/25		Company Truck	1.00		
UK District	3/10/25		District Drive	2.00		
UK District	3/10/25		Graffiti	1.00		
UK District	3/11/25		District Drive	2.00		
UK District	3/11/25		Litter/Trash	1.00		
UK District	3/11/25		Phone Booths	1.00		
UK District	3/15/25		Company Truck	1.00		
UK District	3/15/25		District Drive	2.00		
UK District	3/15/25		Litter/Trash	1.00		
UK District	3/16/25		District Drive	1.00		
UK District	3/16/25		Signage	1.00		
UK District	3/17/25		Admin	1.00		
UK District	3/17/25		Company Truck	1.00		
UK District	3/17/25		District Drive	2.00		Edlow Storage Breakin
UK District	3/17/25		Litter/Trash	1.00		
UK District	3/18/25		Admin	1.00		
UK District	3/18/25		District Drive	1.00		
UK District	3/18/25		Signage	1.00		Park Sign Hit on Richmond
UK District	3/21/25		District Drive	2.00		
UK District	3/22/25		Admin	1.00		
UK District	3/22/25		District Drive	2.00		
UK District	3/23/25		District Drive	1.00		
UK District	3/23/25		Graffiti	2.00		
UK District	3/23/25		Litter/Trash	1.00		
UK District	3/24/25		Admin	1.00		
UK District	3/24/25		Company Truck	1.00		
UK District	3/24/25		District Drive	2.00		
UK District	3/24/25		District Drive	1.00		
UK District	3/24/25		Litter/Trash	1.00		

Monthly Work Order Summary

Streetscape Maintenance

UK District	3/25/25		Admin	2.00	
UK District	3/25/25		Street Repairs	1.00	Meeting - Buffalo Sidewalk Repair
UK District	3/29/25		Company Truck	2.00	
UK District	3/29/25		District Drive	1.00	
UK District	3/29/25		Litter/Trash	2.00	Shopping Carts
UK District	3/30/25		District Drive	2.00	
UK District	3/30/25		Graffiti	1.00	Poles on Buffalo and Kirby
UK District	3/31/25		Admin	1.00	
UK District	3/31/25		Company Truck	1.00	
UK District	3/31/25		District Drive	2.00	
			Sum:	**76.00**	**0.00**

Monthly Work Order Summary

Landscape and Irrigation

Address/ Intersectio	Date Created	Asset	Work Description	Total Labor Hours	Total Spot Purchase Cost	Notes
UK District	3/18/25		Irrigation	1.00		
UK District	3/22/25		Irrigation	1.00		Checked Water Meter Readings-Kirby
			Sum:	**2.00**	**0.00**	

HARRIS COUNTY IMPROVEMENT DISTRICT NO. 3
Combined Balance Sheet -
Governmental Fund Type and Account Group
March 31, 2025

	Governmental Fund Type			Account Group	
	General Fund	Debt Service Fund	Capital Proj. Fund	General Fixed Assets	Totals
Assets					
Cash	$ 5,618,618				$ 5,618,618
Texpool	7,313,616	180,179	9,402,352		16,896,147
Accounts Receivable - Other	128,224				128,224
Accounts Rec. - Security Deposi	16,025				16,025
Other Current Assets	788				788
				-	-
Total Assets	**$ 13,077,272**	**$ 180,179**	**$ 9,402,352**	**$ -**	**$ 22,659,803**
Liabilities and Equity					
Liabilities					
Accounts Payable	$ 285,118				$ 285,118
Total Liabilities	285,118	-	-	-	285,118
Equity					
Investment in Gen Fixed Assets				-	-
Restricted for Debt Service		180,179			180,179
Restricted for Capital Projects			9,402,352		9,402,352
Fund Balance:					
Assigned	12,792,154			-	12,792,154
Total Equity	12,792,154	180,179	9,402,352	-	22,374,685
Total Liabilities and Equity	**$ 13,077,272**	**$ 180,179**	**$ 9,402,352**	**$ -**	**$ 22,659,803**

HARRIS COUNTY IMPROVEMENT DISTRICT NO. 3
Statement of Revenues, Expenditures and Changes in Fund Balance
Month and Five Months Ended
March 31, 2025

	Month Mar 2025	Year to Date	2025 Budget	YTD as a % of Budget
GENERAL OPERATING FUND				
Revenues				
Property Taxes	$ 65,127	$ 4,905,797	$ 4,724,818	103.8%
Contract Patrol	1,854	7,255	16,000	45.3%
Interest	27,023	137,744	85,000	162.1%
Total Revenues	**94,004**	**5,050,797**	**4,825,818**	**104.7%**
Expenditures				
Security & Public Safety	52,986	268,377	658,072	40.8%
Planning & Urban Design	182,987	546,171	5,029,890	10.9%
Public Relations & Business Development	21,428	159,481	492,794	32.4%
Program Support Services	63,252	248,002	455,471	54.4%
Total Expenditures	**320,654**	**1,222,032**	**6,636,226**	**18.4%**
Other Funding Sources				
Other Income	-		-	
Reserve for Litigated Taxes			260,000	
Unrestricted Contributions to Capital	-	-	2,450,000	
Long Term Debt			146,565	
Total Other Fund Sources	**-**	**-**	**2,856,565**	
Revenues Over (Under) Expenditures	**$ (226,650)**	**$ 3,828,764**	**$ 1,046,157**	
CAPITAL PROJECTS FUND				
Revenue				
Bond Income	-	-	-	
Grant Income	-	-		
Interest Income	34,487	172,159	200,000	
Total Revenue	**34,487**	**172,159**	**200,000**	
Other Financing Souces(Uses)				
Bond Fees	-			
Transfer from GOF		-		
Transfer to DSF	-			
	-	-	-	
Revenue Over (Under) Exps - CPF	**$ 34,487**	**$ 172,159**	**$ 200,000**	

No assurance is provided on these financial statements

Unaudited
Accrual Basis

HARRIS COUNTY IMPROVEMENT DISTRICT NO. 3
Statement of Revenues, Expenditures and Changes in Fund Balance
Month and Five Months Ended
March 31, 2025

	Month Mar 2025	Year to Date	2025 Budget	YTD as a % of Budget
DEBT SERVICE FUND				
Revenue				
Interest Income	661	3,299	15,000	22.0%
Total Revenue	661	3,299		
Expenditures				
Administrative Fee	-		750	0.0%
Interest - Bond	-	41,383	81,565	50.7%
Principal payments- Bond	-	65,000	65,000	100.0%
Total Debt Service Expenses	-	106,383	147,315	
Other Financing Sources (Uses)				
Bond Proceeds			-	
Transfer to/from CPF	-			
*	-	-	-	-
Revenue Over (Under) Exps - DSF	**$ 661**	**$ (103,083)**	**$ (147,315)**	
Net Change in Consolidated Fund Balances	$ (191,502.60)	3,897,840		
Consolidated Fund Balances Beginning	$ 22,674,272	$ 18,584,929		
Consolidated Fund Balance Ending	**$ 22,482,769**	**$ 22,482,769**	**-**	
			-	

No assurance is provided on these financial statements

Unaudited
Accrual Basis

HARRIS COUNTY IMPROVEMENT DISTRICT NO. 3
Schedule of Expenditures
Planning and Design
Month and Five Months Ended
March 31, 2025

	Month Mar 2025	Year to Date	2025 Budget	YTD as a % of Budget
Direct Expenditures				
Operations and Maintenance				
Landscape Maintenance				
Contract Maintenance	24,769	85,427	220,000	38.8%
Irrigation Repair/Replacement	764	6,400	75,000	8.5%
Plant Replacement	-	-	100,000	0.0%
Landscape Maint - Other	85,171	109,990		
Park Maintenance	-	60,000	180,000	33.3%
Phone Booth Maintenance	-	-	5,000	0.0%
Streetscape Repair & Mtn	26,630	108,357	245,000	44.2%
Tree Preservation	-	500	40,000	1.3%
US 59 Service Rd Maintenance	480	3,810	6,000	63.5%
Utilities - ROW	1,211	13,196	75,000	17.6%
Equipment Purchases	-	-	10,000	0.0%
Planning & Urban Design				
Transportation Consultant	11,085	22,055	160,000	13.8%
Program Management Consultants	735	735	20,000	3.7%
Streetscape Planning & Design	-	-	215,000	0.0%
Capital Improvements				
West Alabama Utility Relocation			3,000,000	0.0%
West Alabama Reconstruction			1,000,000	0.0%
Shepherd Drainage System Impr - Reconstruction	-	-	-	0.0%
Total Direct Expenditures	**150,846**	**410,471**	**5,351,000**	**7.7%**
Allocation of Program Support Services	32,142	135,700	403,011	33.7%
Total Expenditures	182,987	546,171	5,754,011	9.5%

HARRIS COUNTY IMPROVEMENT DISTRICT NO. 3
Schedule of Expenditures
Public Relations
Month and Five Months Ended
March 31, 2025

	Month Mar 2025	Year to Date	2025 Budget	YTD as a % of Budget
Direct Expenditures				
Public Relations	-	-	10,000	0.0%
Community Outreach			7,500	0.0%
Public Art			20,000	0.0%
Holiday Lighting/Banners	-	69,014	275,000	25.1%
Events			10,000	0.0%
Total Direct Expenditures	**-**	**69,014**	**322,500**	**21.4%**
Allocation of Program Support Services	21,428	90,467	268,674	33.7%
Total Expenditures	21,428	159,481	591,174	27.0%

HARRIS COUNTY IMPROVEMENT DISTRICT NO. 3
Schedule of Expenditures
Program Support Services
Month and Five Months Ended
March 31, 2025

	Month Mar 2025	Year to Date	2025 Budget	YTD as a % of Budget
Direct Expenditures				
Payroll, Taxes and Benefits	115,394	397,741	1,125,194	35.3%
Levy Park Conservancy Payroll	70,457	307,171	994,308	30.9%
Legal - general and meeting	7,780	8,870	40,000	22.2%
Bond Issue Expenses	-	-	1,000	0.0%
Accounting Fees	2,200	51,997	175,000	29.7%
Audit Fees	3,750	16,250	26,000	62.5%
Insurance	-	35,697	33,000	108.2%
Bank Fees	573	2,638	6,500	40.6%
Dues & Seminars	-	19,484	18,740	104.0%
Legal Notices	-	500	-	0.0%
Office Rent	12,171	33,849	150,000	22.6%
Office Supplies	-	356	4,000	8.9%
Other Office	1,735	9,747	35,000	27.8%
Professional Development	-	1,472	3,000	49.1%
Travel	-	17	3,000	0.6%
Records Storage	220	640	2,000	32.0%
Contract Labor	-	-	2,500	0.0%
Consultant	-	-	5,000	0.0%
Appraisal District Fees	-	17,650	50,000	35.3%
Tax Consultant	-	-	6,000	0.0%
Vehicle	-	587	1,500	39.1%
Capital Outlay	-	-	5,000	0.0%
Total Direct Expenditures	**214,279**	**904,666**	**2,686,742**	**33.7%**
Support Allocations				
TIRZ Reimbursement - Admin	(12,000)	(60,000)	(274,480)	21.9%
Reimbursement Metro			-	
UKDF/LPC Reimbursement	(70,457)	(307,171)	(1,064,757)	28.8%
Programs				
Security & Public Safety	(14,999)	(63,327)	(188,072)	33.7%
Planning & Urban Design	(32,142)	(135,700)	(403,011)	33.7%
Public Relations & Business Development	(21,428)	(90,467)	(268,674)	33.7%
Total Expenditures	**63,252**	**248,002**	**487,748**	**50.8%**

HARRIS COUNTY IMPROVEMENT DISTRICT NO. 3
Schedule of Expenditures
Security and Public Safety
Month and Five Months Ended
March 31, 2025

	Month Mar 2025	Year to Date	2025 Budget	YTD as a % of Budget
Direct Expenditures				
Security Patrol	37,987	205,051	470,000	43.6%
Total Direct Expenditures	**37,987**	**205,051**	**470,000**	**43.6%**
Allocation of Program Support Services	14,999	63,327	188,072	33.7%
Total Expenditures	52,986	268,377	658,072	40.8%

HARRIS COUNTY IMPROVEMENT DISTRICT NO. 3
Combined Balance Sheet -
Governmental Fund Type and Account Group
February 28, 2025

	Governmental Fund Type			Account Group	
	General Fund	Debt Service Fund	Capital Proj. Fund	General Fixed Assets	Totals
Assets					
Cash	$ 5,685,214				$ 5,685,214
Texpool	7,417,653	179,518	9,367,866		16,965,036
Accounts Receivable - Other	208,451				208,451
Accounts Rec. - Security Deposi	16,025				16,025
Other Current Assets	178,301				178,301
				-	-
Total Assets	**$ 13,505,644**	**$ 179,518**	**$ 9,367,866**	**$ -**	**$ 23,053,028**
Liabilities and Equity					
Liabilities					
Accounts Payable	$ 165,701				$ 165,701
Total Liabilities	165,701	-	-	-	165,701
Equity					
Investment in Gen Fixed Assets				-	-
Restricted for Debt Service		179,518			179,518
Restricted for Capital Projects			9,367,866		9,367,866
Fund Balance:					
Assigned	13,339,943			-	13,339,943
Total Equity	13,339,943	179,518	9,367,866	-	22,887,327
Total Liabilities and Equity	**$ 13,505,644**	**$ 179,518**	**$ 9,367,866**	**$ -**	**$ 23,053,028**

HARRIS COUNTY IMPROVEMENT DISTRICT NO. 3
Statement of Revenues, Expenditures and Changes in Fund Balance
Month and Four Months Ended
February 28, 2025

	Month Feb 2025	Year to Date	2025 Budget	YTD as a % of Budget
GENERAL OPERATING FUND				
Revenues				
Property Taxes	$ 2,066,878	$ 4,840,670	$ 4,724,818	102.5%
Contract Patrol	504	5,401	16,000	33.8%
Interest	24,738	110,721	85,000	130.3%
Total Revenues	**2,092,120**	**4,956,793**	**4,825,818**	**102.7%**
Expenditures				
Security & Public Safety	56,119	215,391	658,072	32.7%
Planning & Urban Design	117,342	363,184	5,029,890	7.2%
Public Relations & Business Development	25,969	138,053	492,794	28.0%
Program Support Services	94,135	184,750	455,471	40.6%
Total Expenditures	**293,565**	**901,378**	**6,636,226**	**13.6%**
Other Funding Sources				
Other Income	-		-	
Reserve for Litigated Taxes			260,000	
Unrestricted Contributions to Capital	-	-	2,450,000	
Long Term Debt			146,565	
Total Other Fund Sources	**-**	**-**	**2,856,565**	
Revenues Over (Under) Expenditures	**$ 1,798,555**	**$ 4,055,415**	**$ 1,046,157**	
CAPITAL PROJECTS FUND				
Revenue				
Bond Income	-	-	-	
Grant Income	-	-		
Interest Income	31,195	137,673	200,000	
Total Revenue	**31,195**	**137,673**	**200,000**	
Other Financing Souces(Uses)				
Bond Fees	-			
Transfer from GOF		-		
Transfer to DSF	-			
	-	-	-	
Revenue Over (Under) Exps - CPF	**$ 31,195**	**$ 137,673**	**$ 200,000**	

No assurance is provided on these financial statements

Unaudited
Accrual Basis

HARRIS COUNTY IMPROVEMENT DISTRICT NO. 3
Statement of Revenues, Expenditures and Changes in Fund Balance
Month and Four Months Ended
February 28, 2025

	Month Feb 2025	Year to Date	2025 Budget	YTD as a % of Budget
DEBT SERVICE FUND				
Revenue				
Interest Income	598	2,638	15,000	17.6%
Total Revenue	598	2,638		
Expenditures				
Administrative Fee	-		750	0.0%
Interest - Bond	-	41,383	81,565	50.7%
Principal payments- Bond	-	65,000	65,000	100.0%
Total Debt Service Expenses	-	106,383	147,315	
Other Financing Sources (Uses)				
Bond Proceeds			-	
Transfer to/from CPF	-			
*	-	-	-	-
Revenue Over (Under) Exps - DSF	**$ 598**	**$ (103,744)**	**$ (147,315)**	
Net Change in Consolidated Fund Balances	1,830,347	4,089,343		
Consolidated Fund Balances Beginning	$ 20,843,925	$ 18,584,929		
Consolidated Fund Balance Ending	**$ 22,674,272**	**$ 22,674,272**	**-**	
			-	

No assurance is provided on these financial statements

Unaudited
Accrual Basis

HARRIS COUNTY IMPROVEMENT DISTRICT NO. 3
Schedule of Expenditures
Planning and Design
Month and Four Months Ended
February 28, 2025

	Month Feb 2025	Year to Date	2025 Budget	YTD as a % of Budget
Direct Expenditures				
Operations and Maintenance				
Landscape Maintenance				
Contract Maintenance	18,959	61,408	220,000	27.9%
Irrigation Repair/Replacement	5,636	5,636	75,000	7.5%
Plant Replacement	24,069	24,069	100,000	24.1%
Park Maintenance	15,000	60,000	180,000	33.3%
Phone Booth Maintenance	-	-	5,000	0.0%
Streetscape Repair & Mtn	11,272	81,727	245,000	33.4%
Tree Preservation	-	500	40,000	1.3%
US 59 Service Rd Maintenance	2,370	3,330	6,000	55.5%
Utilities - ROW	1,082	11,986	75,000	16.0%
Equipment Purchases	-	-	10,000	0.0%
Planning & Urban Design				
Transportation Consultant	-	10,970	160,000	6.9%
Program Management Consultants	-	-	20,000	0.0%
Streetscape Planning & Design	-	-	215,000	0.0%
Capital Improvements				
West Alabama Utility Relocation			3,000,000	0.0%
West Alabama Reconstruction			1,000,000	0.0%
Shepherd Drainage System Impr - Reconstruction	-	-	-	0.0%
Total Direct Expenditures	**78,388**	**259,626**	**5,351,000**	**4.9%**
Allocation of Program Support Services	38,954	103,558	403,011	25.7%
Total Expenditures	117,342	363,184	5,754,011	6.3%

HARRIS COUNTY IMPROVEMENT DISTRICT NO. 3
Schedule of Expenditures
Public Relations
Month and Four Months Ended
February 28, 2025

	Month Feb 2025	Year to Date	2025 Budget	YTD as a % of Budget
Direct Expenditures				
Public Relations	-	-	10,000	0.0%
Community Outreach			7,500	0.0%
Public Art			20,000	0.0%
Holiday Lighting/Banners	-	69,014	275,000	25.1%
Events			10,000	0.0%
Total Direct Expenditures	**-**	**69,014**	**322,500**	**21.4%**
Allocation of Program Support Services	25,969	69,039	268,674	25.7%
Total Expenditures	25,969	138,053	591,174	23.4%

HARRIS COUNTY IMPROVEMENT DISTRICT NO. 3
Schedule of Expenditures
Program Support Services
Month and Four Months Ended
Febraury 28, 2025

	Month Feb 2025	Year to Date	2025 Budget	YTD as a % of Budget
Direct Expenditures				
Payroll, Taxes and Benefits	102,751	282,347	1,125,194	25.1%
Levy Park Conservancy Payroll	70,457	236,714	994,308	23.8%
Legal - general and meeting	-	1,090	40,000	2.7%
Bond Issue Expenses	-	-	1,000	0.0%
Accounting Fees	**26,088**	49,797	175,000	28.5%
Audit Fees	**12,500**	12,500	26,000	48.1%
Insurance	**31,473**	35,697	33,000	108.2%
Bank Fees	**1,042**	2,065	6,500	31.8%
Dues & Seminars	-	19,484	18,740	104.0%
Legal Notices	**500**	500	-	0.0%
Office Rent	**1,168**	21,679	150,000	14.5%
Office Supplies	**77**	356	4,000	8.9%
Other Office	**2,162**	8,012	35,000	22.9%
Professional Development	946	1,472	3,000	49.1%
Travel	-	17	3,000	0.6%
Records Storage	105	420	2,000	21.0%
Contract Labor	-	-	2,500	0.0%
Consultant	-	-	5,000	0.0%
Appraisal District Fees	9,959	17,650	50,000	35.3%
Tax Consultant	-	-	6,000	0.0%
Vehicle	465	587	1,500	39.1%
Capital Outlay	-	-	5,000	0.0%
Total Direct Expenditures	**259,694**	**690,388**	**2,686,742**	**25.7%**
Support Allocations				
TIRZ Reimbursement - Admin	(12,000)	(48,000)	(274,480)	17.5%
Reimbursement Metro			-	
UKDF/LPC Reimbursement	(70,457)	(236,714)	(1,064,757)	22.2%
Programs				
Security & Public Safety	(18,179)	(48,327)	(188,072)	25.7%
Planning & Urban Design	(38,954)	(103,558)	(403,011)	25.7%
Public Relations & Business Development	(25,969)	(69,039)	(268,674)	25.7%

HARRIS COUNTY IMPROVEMENT DISTRICT NO. 3
Schedule of Expenditures
Security and Public Safety
Month and Four Months Ended
February 28, 2025

	Month Feb 2025	Year to Date	2025 Budget	YTD as a % of Budget
Direct Expenditures				
Security Patrol	37,941	167,064	470,000	35.5%
Total Direct Expenditures	**37,941**	**167,064**	**470,000**	**35.5%**
Allocation of Program Support Services	18,179	48,327	188,072	25.7%
Total Expenditures	56,119	215,391	658,072	32.7%

st

HARRIS COUNTY IMPROVEMENT DISTRICT #3
QUARTERLY INVESTMENT REPORT
1ST QUARTER FISCAL YEAR 2025
NOVEMBER 1, 2024 to
JANUARY 31, 2025

Transaction Date		General Fund	Capital Project Fund	Debt Service Fund
		TexPool	TexPool	TexPool
11/1/2024	Beginning Bal	$ 7,574,603.80	$ 9,230,193.17	$ 176,879.52
Nov 24	Withdrawals	(64,819.64)		
Nov 24	Deposits			
Nov 24	Interest 4.7302%	29,240.07	35,885.68	687.68
Dec 24	Withdrawals	(79,819.64)		
Dec 24	Deposits			-
Dec 24	Interest 4.5610%	28,958.42	35,894.30	687.82
Jan 2025	Withdrawals	(68,980.00)		
Jan 2025	Deposits	-	-	-
Jan 2025	Interest 4.3919%	27,785.23	34,697.07	664.90
1/31/2025	**Balance**	**$ 7,446,968.24**	**$ 9,336,670.22**	**$ 178,919.92**

The investments for the District for the period are in compliance with the Public Funds Investment Act, the District's investment policy and the District's investment strategy.

Investment Officer: _____